City of Hammond Budget for Fiscal Year 2021

– ADOPTED –

6/23/2020

Message from the Mayor

As required in Section 5-03 of the Charter for the City of Hammond, we are presenting to the City Council our recommended budget for Fiscal Year 2020-2021. The introduction of ordinance is accompanied by the proposed budget and delivered to the Council on Tuesday, May 12, 2020. The budget includes all funds and the 5-year capital outlay plan. Copies of the budget are available for public review in the Council Clerk's office at 310 East Charles Street and are available on the City's website.

As you are aware, the City Council must order a public hearing on the budget and shall publish the date, time, and place of the public hearing at least ten (10) days prior to the date of such hearing. The Charter also states that the final budget must be passed no later than the final regular meeting of the Council on the last month of the fiscal year, which this year will be June 23, 2020. At the current time, everyone has agreed on Friday, June 5, 2020 for the budget work session date. The second public hearing will be on Tuesday, June 23, 2020 unless you call for a special meeting on another date.

We are looking at an extremely tight budget. Sales tax revenue has flattened, and the current fiscal year (2019) was impacted by the coronavirus and the Governor's Stay at Home order that closed many businesses. Video bingo revenue has been decreased because at the time of this budget introduction, video bingo remains closed with an unknown opening date or how it will proceed in Fiscal Year 2021. Property taxes remain steady (re-assessment is scheduled for the end of 2020). Growth within the city has been positive with increased revenue in building permits and occupational licenses. Overall, we have estimated incoming revenues according to past year's collections and want to be conservative to avoid any shortages. What the coronavirus confirmed is that the city must maintain reserves in the general and emergency funds.

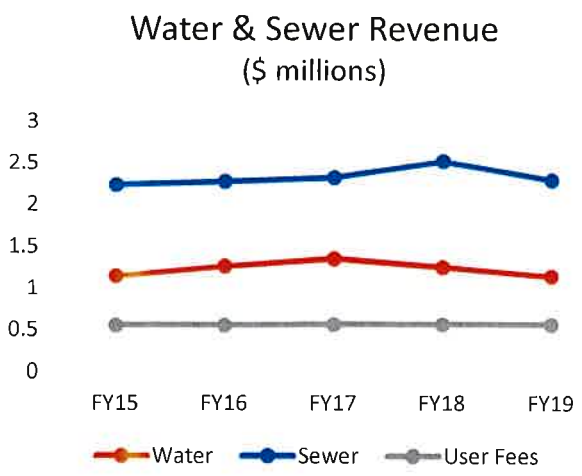

Rates for water and sewer services must be raised in Fiscal Year 2021 to provide enough revenue for infrastructure maintenance and upgrades to meet future growth. We are projecting to end the current fiscal year (2020) with $4.4 million in water and sewer revenue. After covering the department's expenses, only $240,000 remained for water and sewer capital projects and was supplemented by $250,000 from sales tax revenue to fund the following: three lift station upgrades (Blackburn, Lincoln Park and Whitmar), tying several residences on North Oak Street into the sewer system, and sewer system surveys and rehabilitation in locations where problems arise.

The majority of capital projects are funded through sales tax revenue. As required by ordinance and as done in previous years, we have shifted the city's share of anticipated video bingo revenue to the Capital Projects Fund. Capital projects for this fiscal year include $373,000 in park improvements (major improvements at Mooney with an upgraded splash park, new restroom, and a new basketball court and smaller improvements at Zemurray, Clarke, MLK, and Jackson), $130,000 in street improvements for Brandi Lane, $470,000 in drainage improvements (South Cypress, North Cherry, West Charles, Old Covington Highway, and South Chestnut), $294,000 in new sidewalks (East Coleman, Old Covington Highway, and South Chestnut), and $110,000 to add a pedestrian bridge on Florida Street. We are also proposing to install generators at City Hall and the Kenney Recreation Center ($220,000), to add new parking in Morrison Alley in downtown ($50,000), to purchase land next to Zemurray Park to expand the park ($38,000) and to use $166,500 for improvements to the City's Public Works/Maintenance Facility on Highway 190.

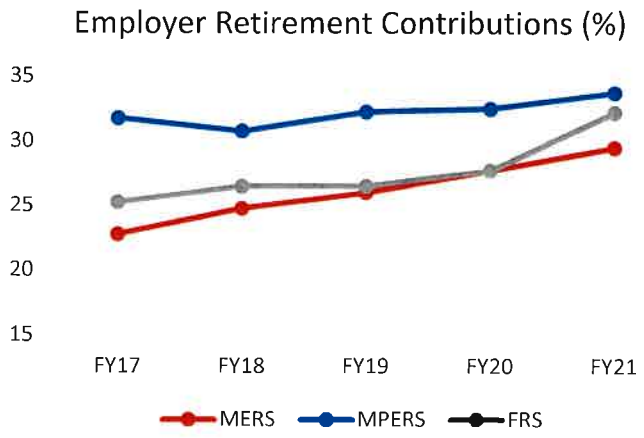

Major expenditures outside of our control continue to escalate. The employer's contributions for all three retirement systems continue to increase: the Municipal Employee Retirement System will go from 27.75% to 29.5%; the Police Retirement System will go from 32.5% to 33.75%; and the Firefighters Retirement System will go from 27.75% to 32.25%. We also expect health insurance premiums to increase in January 2021 after we had an 11% increase in January of 2020. Sanitation costs are rising due to increased tipping fees at the landfill. We are spending more throughout the city to clean workspaces and public spaces and for personal protective equipment as we respond to the coronavirus. Our janitorial contract is out for bid, and we anticipate an increase in those fees as well.

An employee raise of 2% is factored into this budget. We have made a concerted effort to move as much work as possible in-house to save on consulting or contracted services. This budget allows for 315 full-time employee positions in addition to 5 part-time employees and 22 seasonal/temporary employees for summer camp and the afterschool program.

We have also used March 31, 2020, as the cutoff date for actual expenditures to analyze and anticipate total expenditures for the year in projecting what to budget for this upcoming fiscal year. We look forward to discussing this budget with you.

Sincerely,

Pete Panepinto, Mayor

FY 2021 Budget Process

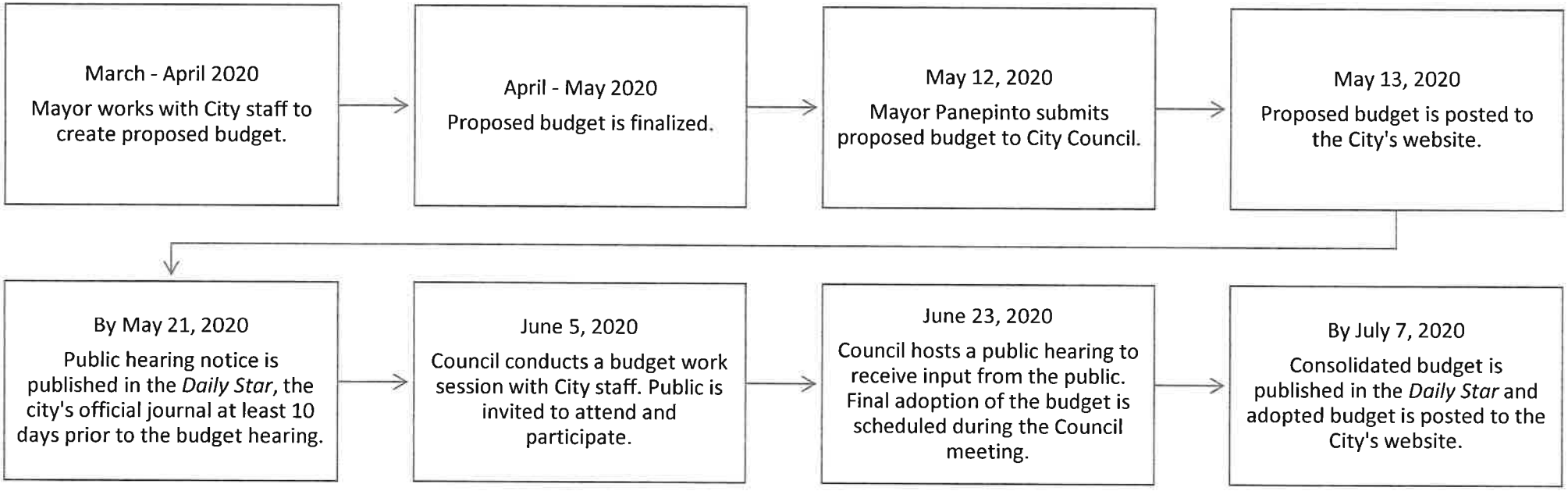

Major Participants in Budget Process

Pete Panepinto, Mayor

Kip Andrews, Council District 1

Carlee White Gonzales, Council District 2

Devon A. Wells, Council District 3

Sam DiVittorio, Council District 4

Steven J. Leon, Council District 5

Lacy Landrum, Director of Administration

Syeda Naeem, Finance Director

I. General

Incorporated	1889
Form of Government	Home Rule Charter
Chartered	1977
Population (2018 Estimate)	20,786
Total Square Miles	13.86
Total Number Employees (FT/PT)	320
Total Utility Customers	7,310

II. City Services

Airport	-	925 acres, 2 runways (5,001' and 6,502'), air traffic control tower operating 0800-1800 hours, approx 106,302 movements (takeoffs and landings) per year, full-instrument landing system, GPS approaches, new intersection.
Building, Planning, GIS	-	Planning, zoning, subdivisions, permits, GIS mapping, inspections, code enforcement, demolitions of blighted properties.
Grants	-	For last year, received $325,770 in grants; submitted for over $1 million; managed $3.8 million. (Not in budget b/c multi-year)
Cemeteries	-	3 city cemeteries with over 3,500 plots and 2 city mausoleums with 475 crypts.
Fire	-	65 employees, 5,174 calls/yr, 5 fire stations, Fire Prevention Bureau, Special Response Team (HazMat - Rescue), and Arson Investigation, 60 square-mile service area both inside and outside City limits.
Grounds	-	Maintenance of City grounds to include, parks, City Hall, street rights-of-way, library, social service building, Criminal building, downtown, 3 cemeteries, police training, baseball fields, trees, landscaping, and litter control.
Other	-	Historic District, Downtown Development District.
Police	-	111 employees, 30,277 calls/yr, Jail, Juvenile, Detectives, Narcotics, Street Crimes, Training, Internal Affairs, K-9 Unit, Traffic Unit, Special Response Team, and Reserves.
Recreation	-	7 parks, 7 playgrounds, skate park, rec center, 2 tennis courts, 6 ball fields, 2 gyms, 6 basketball courts, 4 splashparks, swimming pool, computer center, afterschool program, summer camp, seniors programs, recreation programs for all ages.
Sanitation	-	2-day a week pickup for both residential and commercial garbage, recycling at 190 facility, 6,300 units.
Sewer	-	Sewer treatment plant, 75 million gallons treated/mo, 54 lift stations, 96 miles of mains, 1,400 manholes.
Street	-	136.8 miles of streets, drainage, bridges, traffic and street lights, building maintenance, Hammond rail spur.
Water	-	98-136 million gallons water/mo, 5 wells, 100 miles of mains, 817 fire hydrants, 7,310 units.

City of Hammond, Louisiana
Fiscal Year 2020-2021
Budget
Full Time Employees

	Recommended	Approved	Recommended	Approved	Recommended	Approved	Recommended	Approved	Recommended	Approved	Recommended	Approved	Recommended	Approved	Recommended	Approved	Recommended	Approved	Recommended	Approved
Department	**10-11**	**10-11**	**11-12**	**11-12**	**12-13**	**12-13**	**13-14**	**13-14**	**14-15**	**14-15**	**15-16**	**15-16**	**17-18**	**17-18**	**18-19**	**18-19**	**19-20**	**19-20**	**20-21**	**20-21**
Council	6	6	6	6	6	6	6	6	6	6	6	6	6	6	6	6	1	1	1	1
Mayor	4	4	4	4	4	4	4	4	4	4	4	4	5	5	5	5	5	5	5	5
Accounting	9	9	8	8	8	8	8	8	8	8	8	8	8	8	8	8	7	7	7	7
Purchasing	4	4	4	4	4	4	4	4	4	4	3	3	3	3	3	3	3	3	3	3
Personnel	4	4	3	3	3	3	3	3	3	3	4	4	4	4	4	4	4	4	4	4
Data Processing	2	2	2	2	2	2	2	2	2	2	3	3	3	3	3	2	3	3	3	3
Police	107	107	107	107	106	106	107	107	107	107	109	109	111	111	111	111	111	111	111	111
Fire	63	63	63	63	63	63	63	63	63	63	65	65	65	65	65	65	65	65	65	65
Building	13	13	8	8	7	7	7	7	7	7	6	6	9	9	11	10	10	10	11	11
Building-Maintenance	0	0	0	0	0	0	0	0	0	0	0	0	0	0	0	0	0	0	4	4
Planning & GIS	7	7	7	7	4	4	4	4	4	4	2	2	0	0	0	0	0	0	0	0
Grants	0	0	0	0	3	3	3	3	3	3	3	3	3	3	3	3	3	3	3	3
Public Works - Admin	0	0	1	1	1	1	1	1	1	1	0	0	0	0	0	0	0	0	0	0
Public Works - Street	25	25	20	20	20	20	20	20	21	21	21	21	16	16	15	15	17	17	17	17
Public Works - Carpentry	0	0	0	0	0	0	0	0	0	0	0	0	5	5	6	6	6	6	0	0
Public Works - Garage	5	5	5	5	5	5	5	5	5	5	4	4	4	4	4	4	4	4	4	4
Public Works - Grounds	21	21	26	26	22	22	21	21	20	20	21	21	22	22	22	22	22	22	22	22
Airport	5	5	4	4	4	4	4	4	4	4	4	4	4	4	4	4	5	5	5	5
Recreation	5	5	5	5	4	4	4	5	5	5	3	3	5	5	6	6	7	7	8	8
Water & Sewer	38	38	38	38	36	36	37	37	37	37	34	34	39	40	40	39	38	38	40	40
DDD				0	0	0	2	2	2	2	1	1	2	2	2	1	2	2	2	2
**** Total ****	**318**	**318**	**311**	**311**	**302**	**302**	**305**	**306**	**306**	**306**	**301**	**301**	**314**	**315**	**318**	**314**	**313**	**313**	**315**	**315**

Full-time Employees by Department FY2021

(315 total full-time employees)

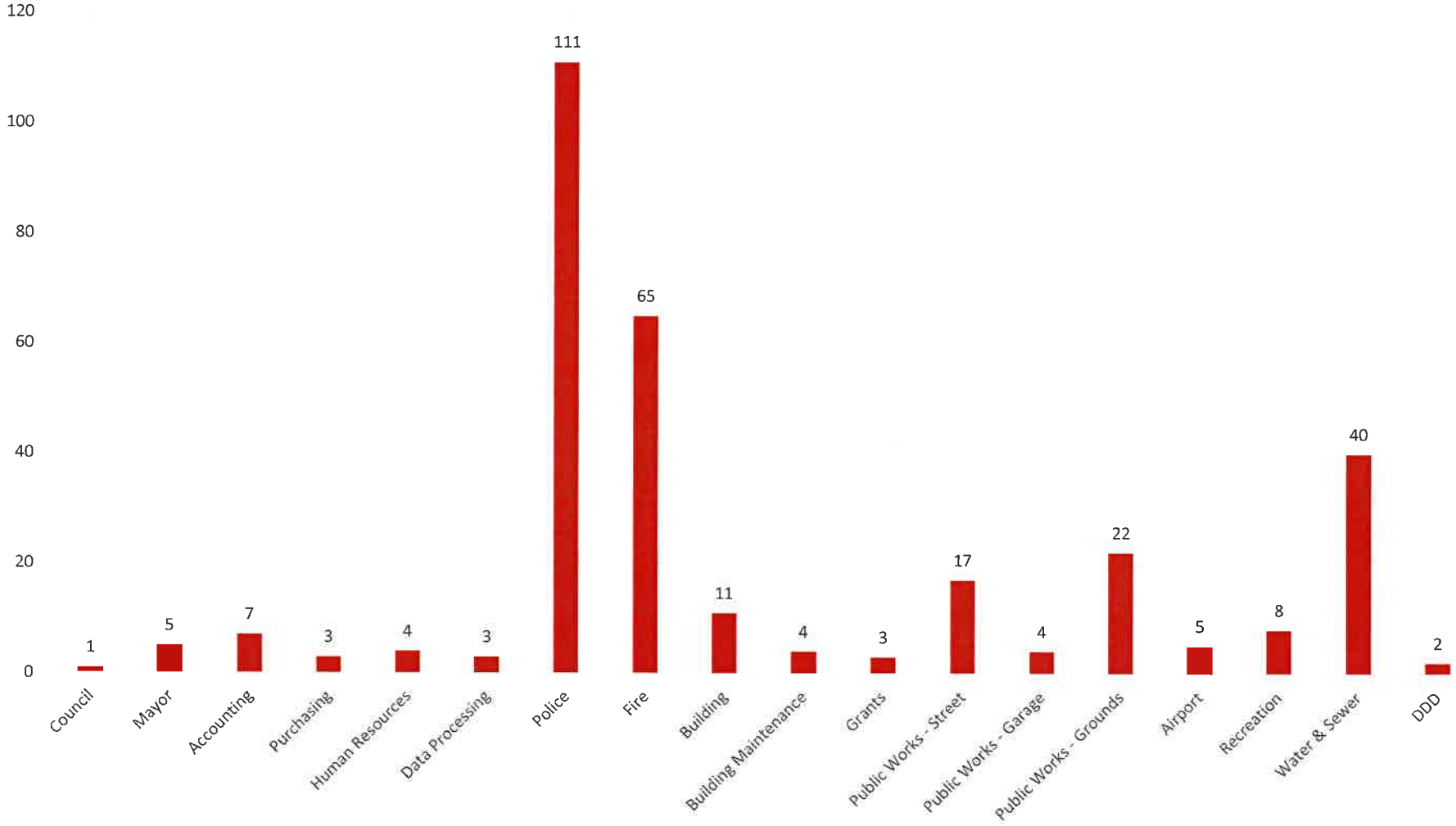

City of Hammond, Louisiana
Fiscal Year 2020-2021 Budget
Summary of Budgeted Payroll

Cost Center	Regular	Overtime	Call Back	SCH OT	Holiday	Cell	Auto	FICA	MER	MPR	FRS	Insure	W/C
Council	$94,800	$400	$0	$0	$0	$5,400	$0	$8,200	$10,300	$0	$0	$49,500	$4,100
Mayor	$273,482	$900	$0	$0	$0	$1,800	$12,000	$22,038	$80,674	$0	$0	$41,246	$5,838
Accounting	$288,600	$1,500	$0	$0	$0	$900	$6,000	$22,800	$80,200	$0	$0	$57,800	$1,200
Purchasing	$112,600	$200	$0	$0	$0	$900	$6,000	$9,200	$33,300	$0	$0	$24,800	$500
Personnel	$210,600	$300	$0	$0	$0	$900	$6,000	$16,700	$62,200	$0	$0	$33,000	$900
Data Processing	$154,000	$400	$1,000	$0	$0	$1,800	$12,000	$12,900	$45,500	$0	$0	$22,100	$700
Grants	$116,063	$0	$0	$0	$0	$900	$6,000	$9,407	$34,239	$0	$0	$24,750	$492
Police - Administration	$1,171,400	$12,000	$0	$0	$900	$10,800	$0	$18,500	$0	$318,400	$0	$123,800	$46,400
Police - Investigation	$597,700	$65,000	$15,000	$0	$5,200	$12,600	$0	$11,400	$0	$230,100	$0	$115,500	$27,800
Police - Patrol	$2,561,500	$200,000	$12,000	$0	$61,000	$20,700	$0	$54,600	$35,200	$919,500	$0	$528,000	$115,800
Police - Bike Unit	$179,300	$17,000	$3,000	$0	$1,000	$4,500	$0	$3,500	$0	$70,700	$0	$41,300	$8,600
Police - Correction	$422,797	$35,000	$500	$0	$10,000	$900	$0	$6,888	$0	$144,719	$0	$107,250	$17,188
Fire - Administration	$338,400	$1,500	$1,500	$0	$0	$2,700	$0	$27,700	$0	$0	$89,200	$33,000	$10,600
Fire - Fighting	$2,623,500	$20,000	$20,000	$145,000	$95,000	$22,500	$0	$248,300	$0	$0	$982,200	$478,500	$122,600
Fire - Prevention	$158,800	$1,700	$8,200	$0	$500	$2,700	$0	$14,500	$0	$0	$59,900	$24,800	$7,400
Building - Administration	$454,000	$1,100	$600	$0	$0	$4,500	$24,000	$37,100	$134,000	$0	$0	$90,800	$18,700
Building - Maintenance	$166,700	$3,000	$200	$0	$0	$900	$0	$13,100	$49,200	$0	$0	$33,000	$15,100
Public Works - Garage	$158,600	$1,500	$0	$0	$0	$900	$6,000	$12,800	$46,800	$0	$0	$33,000	$6,700
Public Works - Street	$693,400	$24,500	$5,200	$0	$500	$1,800	$6,000	$56,000	$204,600	$0	$0	$140,300	$59,200
Public Works - Grounds	$701,532	$25,000	$1,500	$0	$3,500	$1,800	$0	$56,100	$200,333	$0	$0	$181,500	$40,231
Airport	$214,104	$3,000	$0	$0	$0	$900	$6,000	$17,136	$63,161	$0	$0	$41,250	$4,870
Recreation - Admin	$289,339	$1,000	$0	$0	$500	$1,800	$12,000	$23,190	$77,095	$0	$0	$66,000	$4,809
Recreation - Prog	$117,300	$0	$0	$0	$0	$0	$0	$9,000	$0	$0	$0	$0	$4,000
Water - Administration	$286,900	$1,000	$100	$0	$0	$900	$0	$22,200	$84,700	$0	$0	$49,500	$3,300
Water - Utility	$747,000	$5,000	$20,000	$0	$300	$900	$0	$59,200	$215,300	$0	$0	$181,500	$22,500
Sewer - Utility	$211,500	$6,800	$5,000	$0	$1,000	$900	$0	$17,200	$62,400	$0	$0	$49,500	$6,400
Sewer - Plant	$234,400	$2,500	$7,000	$0	$1,000	$900	$0	$18,300	$67,700	$0	$0	$41,300	$11,800
Downtown Dev District	$113,000	$0	$0	$0	$0	$0	$0	$7,521	$26,000	$0	$0	$16,500	$450
*** Totals ***	**$13,691,316**	**$430,300**	**$100,800**	**$145,000**	**$180,400**	**$106,200**	**$102,000**	**$835,480**	**$1,612,901**	**$1,683,419**	**$1,131,300**	**$2,629,496**	**$568,183**

Total Pay & Benefits **$23,216,789**

	Total Salary	Percent total
Council	$172,700	0.74%
Mayor	$437,978	1.89%
Accounting	$459,000	1.98%
Purchasing	$187,500	0.81%
Personnel	$330,600	1.42%
Data Processing	$250,400	1.08%
Grants - Department	$191,850	0.83%
Police - Department	$8,364,942	36.03%
Fire - Department	$5,540,700	23.87%
Building - Department	$764,800	3.29%
Building - Maintenance	$166,700	0.72%
Public Works - Garage	$266,300	1.15%
Public Works - Street	$1,191,500	5.13%
Public Works - Grounds	$1,211,495	5.22%
Airport	$350,420	1.51%
Recreation - Admin/Program	$606,033	2.61%
Water - Department	$2,445,900	10.54%
Downtown Dev District	$163,471	0.70%
*** Totals ***	**$23,216,789**	

City of Hammond, Louisiana
Fiscal Year 2020-2021 Budget
Revenue Statistics

Description	2013-2014 Recommend	2013-2014 Approved	2014-2015 Recommend	2014-2015 Approved	2015-2016 Recommend	2015-2016 Approved	2016-2017 Recommend	2016-2017 Approved	2017-2018 Recommend	2017-2018 Approved	2018-2019 Recommend	2018-2019 Approved	2019-2020 Recommend	2019-2020 Approved	2020-2021 Recommend	2020-2021 Approved	% Change
Property Tax	$5,092,471	$5,092,471	$5,186,213	$5,186,213	$5,092,129	$5,092,129	$5,422,000	$5,439,000	$5,429,000	$5,429,000	$5,479,000	$5,479,000	5,521,000	5,521,000	5,597,000	5,597,000	1.38%
Sales & Use Tax	$17,260,000	$17,260,000	$18,000,000	$17,260,000	$18,800,000	$18,800,000	$19,000,000	$19,000,000	$20,000,000	$20,000,000	$20,500,000	$20,500,000	20,500,000	20,500,000	20,500,000	20,500,000	0.00%
Franchise Tax	$794,000	$794,000	$794,000	$794,000	$855,000	$855,000	$850,000	$865,000	$865,000	$865,000	$885,000	$885,000	874,000	874,000	845,000	845,000	-3.32%
Licenses	$1,500,000	$1,500,000	$1,500,000	$1,500,000	$1,500,000	$1,500,000	$1,650,000	$1,650,000	$1,850,000	$1,850,000	$1,850,000	$1,850,000	1,900,000	1,900,000	1,700,000	1,700,000	-10.53%
Bldg Dept Income	$172,000	$172,000	$172,000	$172,000	$194,500	$194,500	$223,000	$224,000	$276,000	$276,000	$276,000	$276,000	341,000	341,000	302,700	302,700	-11.23%
Beer Tax	$55,000	$55,000	$55,000	$55,000	$50,000	$50,000	$50,000	$50,000	$50,000	$50,000	$40,000	$40,000	42,000	42,000	42,000	42,000	0.00%
Fire Ins Rebate	$75,000	$75,000	$75,000	$75,000	$75,000	$75,000	$75,000	$75,000	$75,000	$75,000	$75,000	$75,000	85,000	85,000	85,000	85,000	0.00%
Fire District	$250,000	$250,000	$250,000	$250,000	$250,000	$250,000	$250,000	$250,000	$375,000	$375,000	$375,000	$375,000	375,000	375,000	325,000	325,000	-13.33%
Video Bingo	$812,000	$812,000	$707,000	$812,000	$730,000	$730,000	$650,000	$650,000	$670,000	$670,000	$650,000	$650,000	700,000	700,000	650,000	650,000	-7.14%
Garbage Charges	$750,000	$750,000	$750,000	$750,000	$750,000	$750,000	$800,000	$800,000	$1,000,000	$1,000,000	$1,000,000	$1,000,000	1,100,000	1,100,000	1,100,000	1,100,000	0.00%
Sewer Charges	$2,424,362	$2,424,362	$2,424,362	$2,424,362	$2,424,362	$2,424,362	$2,246,000	$2,246,000	$2,542,089	$2,542,089	$2,530,000	$2,530,000	2,396,631	2,396,631	2,458,676	2,458,676	2.59%
Water Charges	$1,367,251	$1,367,251	$1,367,251	$1,367,251	$1,222,000	$1,222,000	$1,150,000	$1,150,000	$1,369,066	$1,369,066	$1,363,000	$1,363,000	1,198,315	1,198,315	1,254,724	1,254,724	4.71%
Misc Water & Sewer	$840,980	$840,980	$840,980	$840,980	$819,980	$819,980	$860,980	$860,980	$901,480	$901,480	$912,480	$912,480	1,003,480	1,003,480	945,480	945,480	-5.78%
Cemetery Income	$20,000	$20,000	$10,000	$20,000	$10,000	$10,000	$10,000	$10,000	$10,000	$10,000	$7,000	$7,000	6,000	6,000	3,000	3,000	-50.00%
Recreation Income	$55,500	$55,500	$55,500	$39,360	$55,000	$55,000	$53,500	$53,500	$53,500	$53,500	$53,500	$53,500	75,500	75,500	71,500	71,500	-5.30%
Court Fines & Fees	$520,000	$520,000	$520,000	$520,000	$460,000	$460,000	$410,000	$410,000	$408,000	$408,000	$448,000	$448,000	448,000	448,000	468,000	468,000	4.46%
Airport Income	$220,000	$220,000	$220,000	$219,000	$240,000	$240,000	$271,000	$271,000	$304,000	$304,000	$298,000	$298,000	323,000	323,000	323,000	323,000	0.00%
Other Income	$623,008	$623,008	$664,111	$564,111	$579,630	$579,630	$897,330	$897,330	$558,132	$558,132	$521,989	$521,989	455,430	455,430	524,630	524,630	15.19%
Downtown Dev	$272,000	$272,000	$309,520	$286,281	$310,000	$310,000	$310,000	$325,000	$325,000	$375,000	$362,000	$362,000	362,872	362,872	330,000	330,000	-9.06%
Insurance	$2,726,059	$2,726,059	$2,816,634	$2,728,049	$2,917,659	$2,917,659	$2,822,049	$2,834,613	$2,949,082	$2,949,082	$2,987,087	$2,994,777	3,064,623	3,064,623	3,262,679	3,262,679	6.46%
Total Revenues	**$35,829,631**	**$35,829,631**	**$36,717,571**	**$35,863,607**	**$37,335,260**	**$37,335,260**	**$38,000,859**	**$38,061,423**	**$40,010,349**	**$40,060,349**	**$40,613,056**	**$40,620,746**	**$40,771,852**	**$40,771,852**	**$40,788,389**	**$40,788,389**	0.04%
**** Total ****	**$35,829,631**	**$35,829,631**	**$36,717,571**	**$35,863,607**	**$37,335,260**	**$37,335,260**	**$38,000,859**	**$38,061,423**	**$40,010,349**	**$40,060,349**	**$40,613,056**	**$40,620,746**	**$40,771,852**	**$40,771,852**	**$40,788,389**	**$40,788,389**	0.04%

General Fund Revenue by Type FY2021

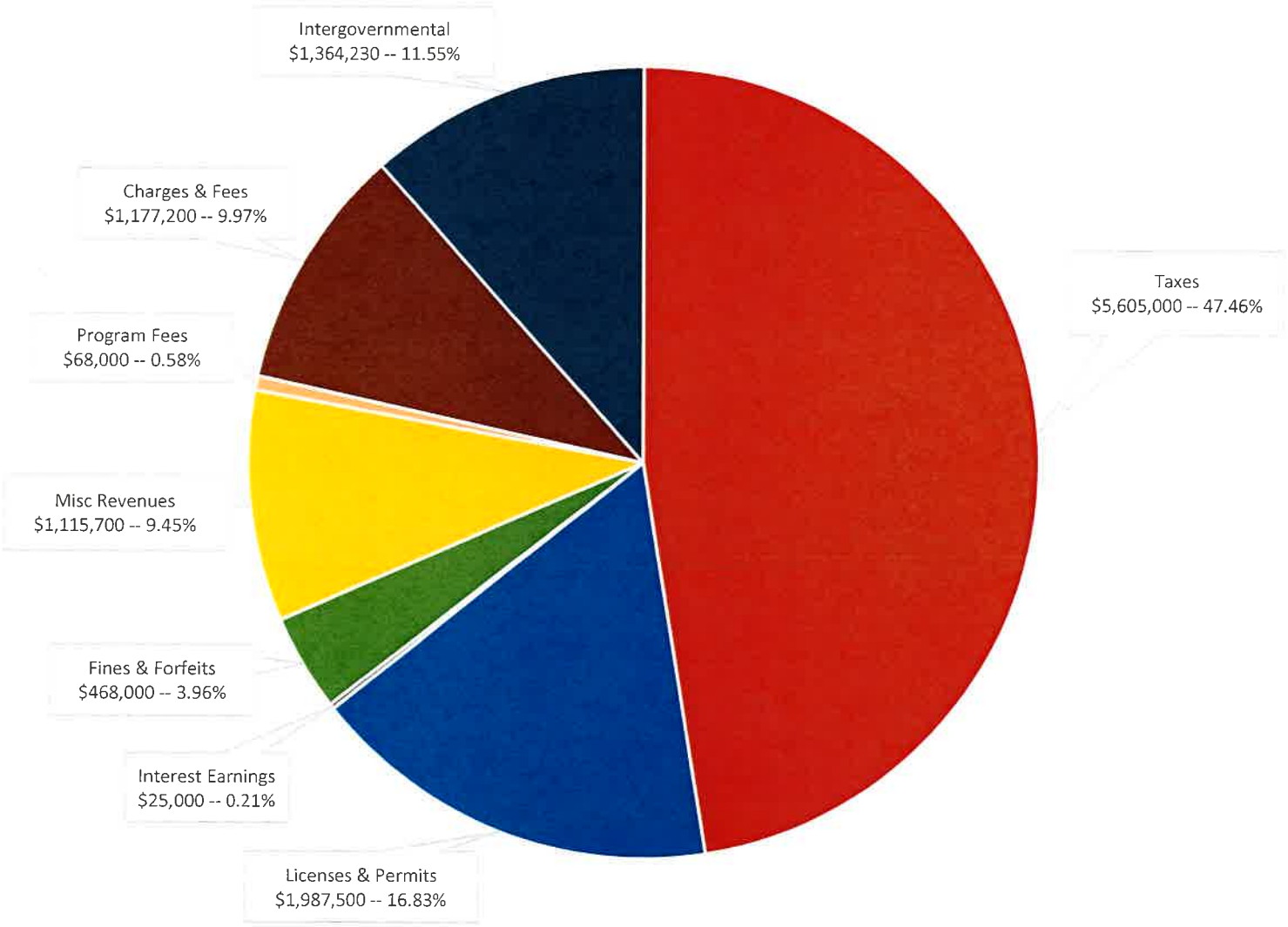

City of Hammond, Louisiana
Fiscal Year 2020-2021
Expenditure Statistics

Department	2013-2014 Recommend	2013-2014 Approved	2014-2015 Recommend	2014-2015 Approved	2015-2016 Recommend	2015-2016 Approved	2016-2017 Recommend	2016-2017 Approved	2017-2018 Recommend	2017-2018 Approved	2018-2019 Recommend	2018-2019 Approved	2019-2020 Recommend	2019-2020 Approved	2020-2021 Recommend	2020-2021 Approved	% Change
Council	$239,150	$239,150	$250,900	$250,900	$241,400	$241,400	$237,600	$237,600	$406,650	$240,900	$256,050	$257,550	$257,050	$268,450	$276,650	$406,650	58.20%
Mayor & Directors	$326,300	$326,300	$332,100	$332,100	$349,200	$349,200	$363,400	$364,000	$458,078	$368,900	$380,900	$434,343	$443,679	$443,679	$458,078	$458,078	3.25%
Accounting	$515,400	$515,400	$523,700	$531,300	$547,300	$547,300	$507,300	$507,300	$532,900	$532,900	$536,600	$536,600	$557,600	$557,600	$520,500	$520,500	-6.65%
Purchasing	$223,600	$225,300	$232,300	$232,300	$241,700	$241,700	$193,950	$193,950	$175,950	$176,950	$175,350	$175,350	$188,450	$188,450	$197,150	$197,150	4.62%
Legal	$190,000	$190,000	$190,000	$190,000	$190,000	$190,000	$168,000	$168,000	$200,500	$168,000	$168,000	$168,000	$168,000	$168,000	$200,500	$200,500	19.35%
Personnel	$250,000	$254,400	$258,700	$259,800	$304,500	$304,500	$340,150	$340,150	$351,000	$351,000	$427,900	$427,900	$397,900	$397,900	$415,200	$415,200	4.35%
Data Processing	$287,800	$287,800	$375,400	$376,900	$466,000	$466,000	$392,800	$392,800	$369,000	$369,000	$434,450	$434,450	$465,950	$465,950	$567,650	$567,650	21.83%
General Administration	$689,166	$689,166	$730,165	$730,166	$909,592	$909,592	$936,475	$953,275	$1,035,325	$1,025,325	$1,261,780	$1,261,780	$1,138,238	$1,158,238	$1,272,070	$1,287,070	13.08%
City Court	$558,000	$558,000	$558,000	$558,000	$500,000	$500,000	$475,000	$515,000	$515,000	$515,000	$515,000	$515,000	$515,000	$515,000	$515,000	$515,000	0.00%
Marshal's Office	$500,000	$500,000	$500,000	$500,000	$370,000	$370,000	$350,000	$370,000	$370,000	$320,000	$320,000	$320,000	$320,000	$320,000	$320,000	$320,000	0.00%
Insurance - General	$4,282,674	$4,282,674	$4,406,308	$4,406,308	$4,701,251	$4,701,251	$4,615,022	$4,620,797	$4,769,367	$4,769,367	$4,769,358	$4,777,048	$4,924,303	$4,924,303	$5,179,496	$5,179,496	5.18%
Animal Shelter	$56,000	$56,000	$56,000	$56,000	$56,000	$56,000	$25,000	$25,000	$56,000	$60,057	$60,057	$60,057	$60,057	$60,057	$60,057	$60,057	0.00%
Police Department	$8,711,040	$8,711,040	$8,963,440	$9,007,699	$8,881,265	$8,881,265	$9,049,500	$9,057,000	$9,295,242	$9,295,242	$9,433,106	$9,507,515	$9,482,186	$9,482,186	$10,285,443	$10,285,443	8.47%
Fire Department	$6,062,000	$6,062,000	$5,884,700	$5,856,041	$6,027,000	$6,027,000	$6,720,700	$6,720,400	$6,547,800	$6,501,800	$6,344,100	$6,344,100	$6,894,800	$6,894,800	$7,762,500	$7,762,500	12.58%
Buildings	$549,900	$553,700	$563,900	$568,100	$517,100	$517,100	$501,500	$501,500	$776,600	$808,600	$887,300	$887,300	$913,800	$913,800	$1,383,500	$1,383,500	51.40%
Public Works - Admin	$142,550	$142,550	$144,850	$144,850	$0	$0	$0	$0	$0	$0	$0	$0	$0	$0	0.00%	0.00%	0.00%
Public Works - Garage	$281,000	$281,000	$288,500	$288,500	$302,800	$302,800	$244,200	$244,200	$259,600	$259,600	$270,600	$270,600	$283,500	$283,500	$461,300	$347,800	22.68%
Public Works - Street	$2,080,872	$2,080,872	$2,097,500	$2,099,200	$2,650,100	$2,650,100	$2,533,900	$2,588,900	$2,778,800	$2,878,800	$2,471,500	$2,471,500	$2,673,900	$2,673,900	$2,329,500	$2,229,500	-16.62%
Public Works - Grounds	$1,110,400	$1,130,800	$1,229,100	$1,194,500	$1,135,506	$1,135,506	$1,134,799	$1,162,017	$1,239,234	$1,264,235	$1,300,107	$1,300,107	$1,345,777	$1,345,777	$1,451,995	$1,451,995	7.89%
Sanitation	$780,000	$780,000	$780,000	$780,000	$1,092,240	$1,092,240	$1,200,000	$1,200,000	$1,200,000	$1,200,000	$1,200,000	$1,200,000	$1,290,960	$1,290,960	$1,000,000	$1,000,000	-22.54%
Planning Grant & GIS	$282,511	$282,511	$290,200	$290,200	$138,515	$138,515	$114,062	$114,062	$0	$0	$0	$0	$0	$0	$0	$0	0.00%
Grants	$197,537	$197,537	$202,890	$202,890	$187,290	$187,290	$178,084	$174,557	$181,388	$183,389	$192,081	$192,080	$201,378	$201,378	$204,350	$204,350	1.48%
Airport	$384,354	$384,354	$387,522	$388,181	$386,972	$386,972	$369,133	$369,133	$1,037,942	$1,037,942	$385,234	$385,234	$481,092	$481,092	$637,420	$574,420	19.40%
Recreation	$659,300	$682,300	$693,600	$692,600	$632,600	$632,600	$543,850	$591,850	$851,496	$851,496	$1,093,554	$859,849	$1,094,606	$1,094,606	$1,209,033	$1,131,033	3.33%
Water & Sewer	$4,222,800	$4,222,900	$4,083,600	$4,083,800	$3,674,800	$3,674,800	$3,497,700	$3,498,100	$3,917,000	$3,917,000	$3,955,200	$3,955,200	$3,996,000	$3,996,000	$4,109,500	$4,109,500	2.84%
Downtown Development	$415,410	$415,410	$426,917	$426,917	$384,048	$384,048	$324,030	$324,030	$325,000	$375,000	$362,000	$362,000	$299,872	$299,872	$270,000	$270,000	-9.96%
Debt Service	$2,127,274	$2,127,274	$2,200,459	$2,200,459	$2,296,560	$2,296,560	$2,299,932	$2,299,932	$2,295,307	$2,295,307	$2,316,532	$2,316,532	$2,381,016	$2,381,016	$1,873,205	$1,873,205	-21.33%
Capital Expenditures	$1,674,000	$1,674,000	$2,127,000	$2,197,000	$1,898,000	$1,898,000	$2,408,000	$3,039,000	$2,605,000	$2,605,000	$2,919,000	$3,602,700	$3,312,000	$3,312,000	$2,293,000	$2,393,000	-27.75%
Other Expenditures	$150,000	$150,000	$220,000	$220,000	$181,000	$181,000	$0	$0		$0		$0	$0	$0	$0	$0	0.00%
**** Total ****	**$37,987,037**	**$38,002,437**	**$38,997,751**	**$39,064,710**	**$39,262,739**	**$39,262,739**	**$39,724,087**	**$40,572,553**	**$42,312,752**	**$42,370,810**	**$42,435,759**	**$43,022,795**	**$44,087,114**	**$44,118,514**	**$45,253,097**	**$45,143,597**	2.40%

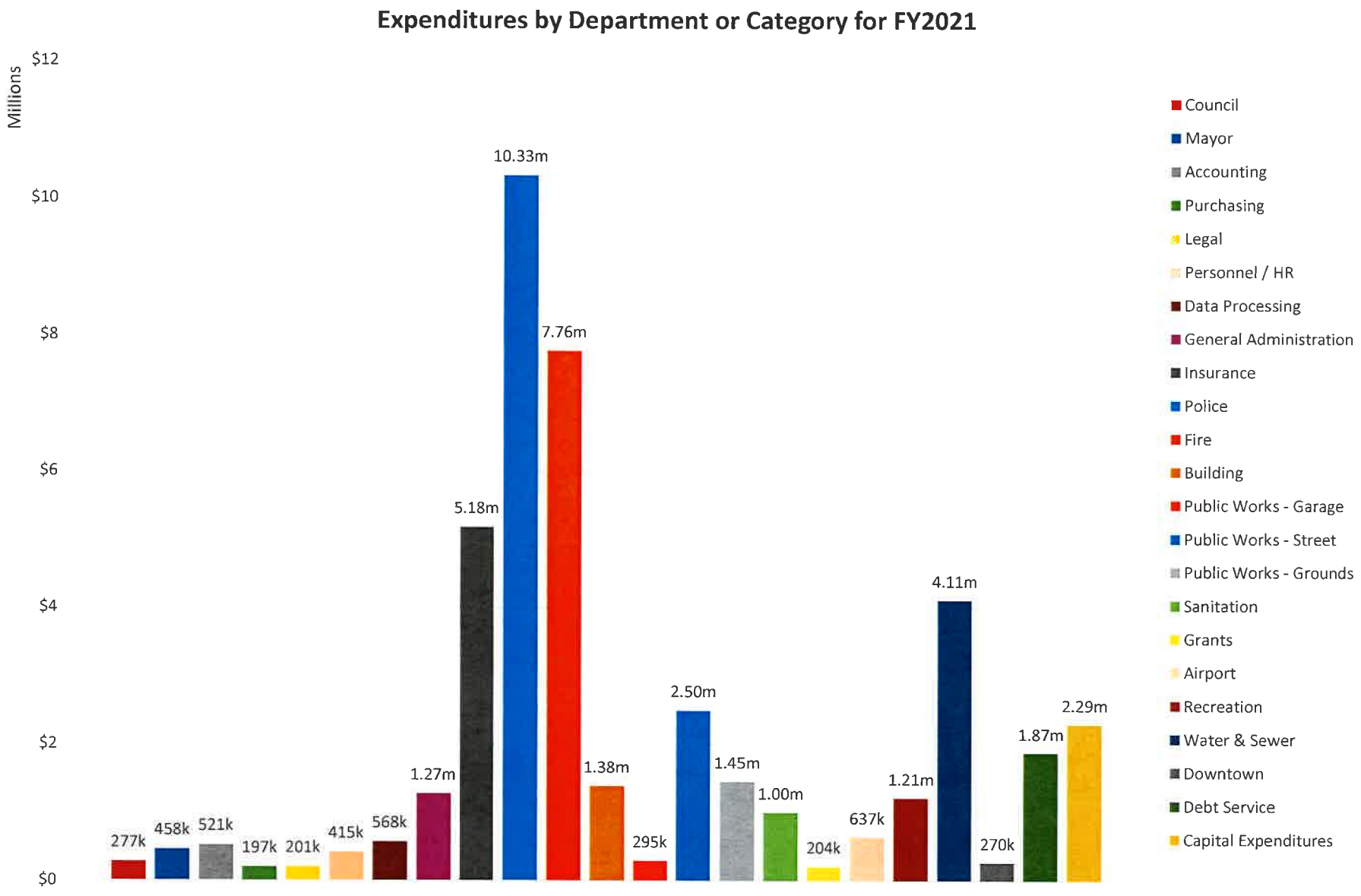
Expenditures by Department or Category for FY2021
Millions
$12
$10
$8
$6
$4
$2
$0
277k
458k
521k
197k
201k
415k
568k
1.27m
5.18m
10.33m
7.76m
1.38m
295k
2.50m
1.45m
1.00m
204k
637k
1.21m
4.11m
270k
1.87m
2.29m
Council
Mayor
Accounting
Purchasing
Legal
Personnel / HR
Data Processing
General Administration
Insurance
Police
Fire
Building
Public Works - Garage
Public Works - Street
Public Works - Grounds
Sanitation
Grants
Airport
Recreation
Water & Sewer
Downtown
Debt Service
Capital Expenditures

City of Hammond, Louisiana
Fiscal Year 2020-2021 Budget
Licensed Motor Vehicle Statistics

Department	April 2003	April 2004	May 2005	April 2006	May 2007	April 2008	April 2009	April 2010	April 2011	April 2012	April 2013	April 2014	April 2015	April 2016	April 2017	April 2018	April 2019	April 2020	April 2021
Mayor	0	0	0	0	0	0								1	0	0	0	0	0
Administration	2	2	2	2	2	3	3	4	4	2	3	3	2	3	2	2	2	2	2
Police	86	86	88	90	96	101	116	108	108	103	103	103	103	90	102	111	108	112	112
Fire	18	18	17	19	16	16	18	22	22	18	18	18	18	21	19	19	20	22	23
Building	4	4	4	4	5	7	7	12	12	2	2	2	2	1	1	1	1	1	1
Public Works - Garage	1	1	1	1	2	2	2	4	4	1	1	1	1	3	3	3	2	2	2
Public Works - Street	16	16	21	21	21	21	23	23	23	19	19	19	19	22	21	23	27	28	28
Public Works - Grounds	10	10	10	12	14	14	16	16	16	15	15	15	15	12	15	14	14	13	16
Recreation	1	1	1	0	0	1	1	2	2	2	2	2	2	2	2	3	3	3	3
Water & Sewer	28	28	27	27	28	31	34	35	35	35	35	35	35	34	31	32	30	33	37
Airport	2	2	3	2	2	1	1	2	2	1	0	0	1	2	1	1	1	1	1
****Total****	**168**	**168**	**174**	**178**	**186**	**197**	**221**	**228**	**228**	**198**	**198**	**198**	**198**	**191**	**197**	**209**	**208**	**217**	**225**

City of Hammond, Louisiana
Fiscal Year 2020-2021
Consolidated Budget

	General	Sales Tax	Emergency Fund	Court Awarded	Downtown Develop	Grant Fund	Fire Millage	Police Millage	Dept. of Motor Vehicle Fund	Limited Tax 11 Bond	Sales Tax 15 Bond	Limited Tax DDD	Water Sewer
Fund Number	100	203	204	205	207	208	209	210	237	311	314	322	610
Beginning Fund Balance	**$1,860,000**	**$745,000**	**$1,260,000**	**$500,000**	**$795,000**	**$325,000**	**$995,000**	**$375,000**	**$34,000**	**$270,000**	**$605,000**	**$7,500**	**$125,000**
Revenues:													
Taxes	$5,605,000	$20,500,000	$0	$0	$305,000	$0	$0	$0		$0	$0	$0	$0
Licenses & Permits	$1,987,500	$0	$0	$0	$0	$0	$0	$0		$0	$0	$0	$0
Intergovernmental	$1,364,230	$0	$0	$0	$0	$0	$0	$0		$0	$0	$0	$0
Charges and Fees	$1,245,200	$0	$0	$0	$16,000	$0	$0	$0	$0	$0	$0	$0	$4,387,880
Fines and Forfeits	$468,000	$0	$0	$0	$0	$0	$0	$0		$0	$0	$0	$0
Interest Earnings	$25,000	$5,000	$12,000	$7,000	$9,000	$3,000	$12,000	$2,500	$500	$4,000	$10,000	$0	$4,000
Miscellaneous Revenues	$1,115,700	$0	$0	$95,000	$0	$0	$0	$0	$50,000	$0	$0	$0	$267,000
Total Revenues	**$11,810,630**	**$20,505,000**	**$12,000**	**$102,000**	**$330,000**	**$3,000**	**$12,000**	**$2,500**	**$50,500**	**$4,000**	**$10,000**	**$0**	**$4,658,880**
Transfers In	**$18,500,000**	**$0**	**$0**	**$0**	**$0**	**$250,000**	**$445,000**	**$445,000**	**$0**	**$465,600**	**$1,096,304**	**$60,000**	**$0**
Expenditures:													
Council	$406,650	$0	$0	$0	$0	$0	$0	$0	$0	$0	$0	$0	$0
Mayor	$458,078	$0	$0	$0	$0	$0	$0	$0	$0	$0	$0	$0	$0
Accounting	$520,500	$0	$0	$0	$0	$0	$0	$0	$0	$0	$0	$0	$0
Purchasing	$197,150	$0	$0	$0	$0	$0	$0	$0	$0	$0	$0	$0	$0
Legal	$200,500	$0	$0	$0	$0	$0	$0	$0	$0	$0	$0	$0	$0
Personnel	$415,200	$0	$0	$0	$0	$0	$0	$0	$0	$0	$0	$0	$0
Data Processing	$567,650	$0	$0	$0	$0	$0	$0	$0	$0	$0	$0	$0	$0
General Administration	$1,650,377	$130,000	$0	$342,000	$0	$0	$0	$0	$59,750	$0	$0	$0	$0
Insurance	$0	$0	$0	$0	$0	$0	$0	$0	$0	$0	$0	$0	$0
Police Department	$9,744,943	$0	$0	$0	$0	$0	$0	$500,000	$0	$0	$0	$0	$0
Fire Department	$6,317,500	$0	$0	$0	$0	$0	$1,445,000	$0	$0	$0	$0	$0	$0
Building Department	$1,383,500	$0	$0	$0	$0	$0	$0	$0	$0	$0	$0	$0	$0
Public Works - Garage	$294,800	$53,000	$0	$0	$0	$0	$0	$0	$0	$0	$0	$0	$0
Public Works - Street	$2,169,500	$60,000	$0	$0	$0	$0	$0	$0	$0	$0	$0	$0	$0
Public Works - Grounds	$1,451,995	$0	$0	$0	$0	$0	$0	$0	$0	$0	$0	$0	$0
Sanitation	$1,000,000	$0	$0	$0	$0	$0	$0	$0	$0	$0	$0	$0	$0
Grants	$204,350	$0	$0	$0	$0	$0	$0	$0	$0	$0	$0	$0	$0
Airport	$504,420	$70,000	$0	$0	$0	$0	$0	$0	$0	$0	$0	$0	$0
Recreation	$1,031,033	$100,000	$0	$0	$0	$0	$0	$0	$0	$0	$0	$0	$0
Downtown	$0	$0	$0	$0	$270,000	$0	$0	$0	$0	$0	$0	$0	$0
Water & Sewer	$0	$0	$0	$0	$0	$0	$0	$0	$0	$0	$0	$0	$4,109,500
Capital Expenditures	$650,000	$1,077,000	$0	$0	$0	**$426,000**	$0	$0	$0	$0	$0	$0	$240,000
Debt Service	$0	$0	$0	$0	$0	$0	$0	$0	$0	$463,885	$1,079,125	$59,700	$0
Other Expenditures		$0	$0	$0	$0	$0	$0	$0	$0	$0	$0	$0	$0
**** Total Expenditures ****	**$29,168,146**	**$1,490,000**	**$0**	**$342,000**	**$270,000**	**$426,000**	**$1,445,000**	**$500,000**	**$59,750**	**$463,885**	**$1,079,125**	**$59,700**	**$4,349,500**
Transfers Out:	**$2,955,600**	**$19,596,304**	**$0**	**$0**	**$60,000**	**$0**	**$0**	**$0**	**$0**	**$0**	**$0**	**$0**	**$430,000**
Unspendable													
Ending Fund Balance	**$46,884**	**$163,696**	**$1,272,000**	**$260,000**	**$795,000**	**$152,000**	**$7,000**	**$322,500**	**$24,750**	**$275,715**	**$632,179**	**$7,800**	**$4,380**

City of Hammond, Louisiana
Fiscal Year 2020-2021
Consolidated Budget

	W & S 2013 Series	WC/GL Ins Fund	Health Ins Fund	Court Witness	TOTALS
Fund Number	625	710	720	803	
Beginning Fund Balance	**$148,000**	**$380,000**	**$20,000**	**$25,000**	**$8,469,500**
Revenues:					
Taxes	$0	$0	$0	$0	**$26,410,000**
Licenses & Permits	$0	$0	$0	$0	**$1,987,500**
Intergovernmental	$0	$0	$0	$0	**$1,364,230**
Charges and Fees	$0	$633,183	$0	$20,000	**$6,302,263**
Fines and Forfeits	$0	$0	$0	$0	**$468,000**
Interest Earnings	$3,000	$0	$2,000	$200	**$99,200**
Miscellaneous Revenues	$0	$0	$2,629,496	$0	**$4,157,196**
Total Revenues	**$3,000**	**$633,183**	**$2,631,496**	**$20,200**	**$40,788,389**
					$0
Transfers In	**$130,000**	**$1,100,000**	**$535,000**	**$15,000**	**$23,041,904**
Expenditures:					
Council	$0	$0	$0	$0	**$406,650**
Mayor	$0	$0	$0	$0	**$458,078**
Accounting	$0	$0	$0	$0	**$520,500**
Purchasing	$0	$0	$0	$0	**$197,150**
Legal	$0	$0	$0	$0	**$200,500**
Personnel	$0	$0	$0	$0	**$415,200**
Data Processing	$0	$0	$0	$0	**$567,650**
General Administration	$0	$0	$0	$0	**$2,182,127**
Insurance	$0	$2,020,000	$3,159,496	$0	**$5,179,496**
Police Department	$0	$0	$0	$40,500	**$10,285,443**
Fire Department	$0	$0	$0	$0	**$7,762,500**
Building Department	$0	$0	$0	$0	**$1,383,500**
Public Works - Garage	$0	$0	$0	$0	**$347,800**
Public Works - Street	$0	$0	$0	$0	**$2,229,500**
Public Works - Grounds	$0	$0	$0	$0	**$1,451,995**
Sanitation	$0	$0	$0	$0	**$1,000,000**
Grants	$0	$0	$0	$0	**$204,350**
Airport	$0	$0	$0	$0	**$574,420**
Recreation	$0	$0	$0	$0	**$1,131,033**
Downtown	$0	$0	$0	$0	**$270,000**
Water & Sewer	$0	$0	$0	$0	**$4,109,500**
Capital Expenditures	$0	$0	$0	$0	**$2,393,000**
Debt Service	$270,495	$0	$0	$0	**$1,873,205**
Other Expenditures	$0	$0	$0	$0	**$0**
**** Total Expenditures ****	**$270,495**	**$2,020,000**	**$3,159,496**	**$40,500**	**$45,143,597**
Transfers Out:	**$0**	**$0**	**$0**	**$0**	**$23,041,904**
Unspendable					
Ending Fund Balance	**$10,505**	**$93,183**	**$27,000**	**$19,700**	**$4,114,292**

City of Hammond, Louisiana
Fiscal Year 2020-2021
Budget
General Fund

ACCOUNT	DESCRIPTION	2020 ORIGINAL BUDGET	2020 LAST REVISED BUDGET	3/31/2020 ACTUAL YEAR TO DATE	2020 ESTIMATED REMAINING FOR YEAR	2020 PROJECTED ACTUAL AT YEAR END	2020 %CHANGE LAST ADOPTED BUD VS. PROJECTED ACTUAL RESULT AT YEAR END	2021 APPROVED BUDGET	2021 %CHANGE PROJECTED ACTUAL VS. PROPOSED BUDGET
Beginning Fund Balance		$1,589,297	$2,514,218					$1,860,000	
SUMMARY OF REVENUES- BY SOURCE									
LOCAL SOURCES 40	**TAXES**								
1000100 401050	PROPERTY TAX -CURRENT YEAR	$4,635,000	$4,635,000	$4,712,288	$32,712	$4,745,000	2%	$4,745,000	0%
1000100 401065	PROPERTY TAX-PRIOR YEAR	$10,000	$10,000	$0	$10,000	$10,000	0%	$5,000	-50%
1000100 401095	FRANCHISE TAX-ENTERGY	$520,000	$520,000	$274,204	$245,796	$520,000	0%	$520,000	0%
1000100 401110	FRANCHISE TAX- LA GAS	$96,000	$96,000	$39,139	$56,861	$96,000	0%	$90,000	-6%
1000100 401125	FRANCHISE TAX-CABLE TV	$220,000	$220,000	$99,778	$120,222	$220,000	0%	$200,000	-9%
1000100 401130	FRANCHISE TAX-BELLSOUTH	$30,000	$30,000	$14,981	$15,019	$30,000	0%	$30,000	0%
1000100 401135	FRANCHISE TAX-PRIDE NETWORK	$8,000	$8,000	$1,463	$6,537	$8,000	0%	$5,000	-38%
1000100 401140	PROPERTY TAX PENALTY	$10,000	$10,000	$9,527	$473	$10,000	0%	$10,000	0%
TOTAL TAXES		**$5,529,000**	**$5,529,000**	**$5,151,380**	**$487,620**	**$5,639,000**	2%	**$5,605,000**	-1%
41	**LICENSES & PERMITS**								
1000100 410100	OCCUPATIONAL LICENSES	$1,900,000	$1,900,000	$1,493,351	$286,649	$1,780,000	-6%	$1,700,000	-4%
1002800 410115	BUILDING PERMITS	$150,000	$150,000	$121,599	$28,401	$150,000	0%	$150,000	0%
1002800 410130	JOB PERMITS	$100,000	$100,000	$49,458	$30,542	$80,000	-20%	$70,000	-13%
1002800 410145	MISCELLANEOUS LICENSE & PERMITS	$10,000	$10,000	$5,200	$2,800	$8,000	-20%	$8,000	0%
1002800 410155	MISCELLANEOUS PERMITS	$55,000	$55,000	$37,745	$17,255	$55,000	0%	$55,000	0%
1002800 410165	PLANNING FEES	$5,500	$5,500	$2,272	$3,228	$5,500	0%	$4,500	-18%
TOTAL LICENSES & PERMITS		**$2,220,500**	**$2,220,500**	**$1,709,625**	**$368,875**	**$2,078,500**	-6%	**$1,987,500**	-4%
42	**INTERGOVERNMENTAL**								
1000100 420028	STATE GRANT/AIRPORT	$10,000	$10,000	$10,074	$0	$10,074	1%	$10,000	-1%
1000100 420040	DEP HWY/GRASS	$19,230	$19,230	$9,615	$9,615	$19,230	0%	$19,230	0%
1000100 420070	BEER TAX	$42,000	$42,000	$21,788	$20,212	$42,000	0%	$42,000	0%
1002000 420055	STATE SUPPLEMENTAL PAY - POLICE	$438,000	$438,000	$373,918	$64,082	$438,000	0%	$504,000	15%
1002500 420055	STATE SUPPLEMENTAL PAY - FIRE	$386,000	$386,000	$272,665	$113,335	$386,000	0%	$378,000	-2%
1002500 420100	FIRE INSURANCE REBATE	$85,000	$85,000	$0	$85,000	$85,000	0%	$85,000	0%
1002500 460130	RURAL FIRE DISTRICT AGREEMENT	$375,000	$375,000	$162,500	$212,500	$375,000	0%	$325,000	-13%
1002500 460145	DONATIONS	$1,000	$1,000	$0	$1,000	$1,000	0%	$1,000	0%
TOTAL INTERGOVERNMENTAL		**$1,356,230**	**$1,356,230**	**$850,560**	**$505,744**	**$1,356,304**	0%	**$1,364,230**	1%

City of Hammond, Louisiana
Fiscal Year 2020-2021
Budget
General Fund

ACCOUNT	DESCRIPTION	2020 ORIGINAL BUDGET	2020 LAST REVISED BUDGET	3/31/2020 ACTUAL YEAR TO DATE	2020 ESTIMATED REMAINING FOR YEAR	2020 PROJECTED ACTUAL AT YEAR END	2020 %CHANGE LAST ADOPTED BUD VS. PROJECTED ACTUAL RESULT AT YEAR END	2021 APPROVED BUDGET	2021 %CHANGE PROJECTED ACTUAL VS. PROPOSED BUDGET
43 CHARGES AND FEES									
1000100 431095	TAX NOTICE CHARGES	$8,000	$8,000	$3,849	$4,151	$8,000	0%	$8,000	0%
1002000 431110	DRUG ANALYSIS CHARGE	$0	$0	$479	$0	$479	0%	$500	4%
1000100 431305	CEMETERY BURIAL FEE	$6,000	$6,000	$1,050	$4,950	$6,000	0%	$3,000	-50%
1000100 431350	RECORDING FEE	$15,000	$15,000	$15,516	$3,000	$18,516	23%	$19,000	3%
1000100 431365	GARBAGE COLLECTION FEE	$1,100,000	$1,100,000	$814,134	$285,866	$1,100,000	0%	$1,100,000	20%
1000100 431830	MISCELLANEOUS FEES & CHARGES	$12,000	$12,000	$27,695	$305	$28,000	133%	$12,000	-57%
1002000 431830	POLICE MISCELLANEOUS FEE CHARGE	$2,000	$2,000	$830	$1,170	$2,000	0%	$2,000	0%
1002000 431920	POLICE REPORTS	$12,000	$12,000	$10,071	$1,930	$12,000	0%	$12,000	0%
1002800 431165	NSF FEES	$500	$500	$0	$500	$500	0%	$200	-60%
1002800 431380	GRASS CUTTING	$9,000	$9,000	$6,055	$2,945	$9,000	0%	$8,000	-11%
1002800 431394	DEMOLITION	$11,000	$11,000	$4,403	$6,597	$11,000	0%	$7,000	-36%
1003800 431830	MISCELLANEOUS FEES & CHARGES	$2,000	$2,000	$1,550	$450	$2,000	0%	$2,000	0%
1005000 431320	CHARGES FOR USE OF FACILITY	$1,500	$1,500	$1,320	$180	$1,500	0%	$1,500	0%
1005000 431765	POOL FEES	$2,000	$2,000	$0	$2,000	$2,000	0%	$2,000	0%
TOTAL CHARGES & FEES		**$1,181,000**	**$1,181,000**	**$886,951**	**$314,044**	**$1,200,994**	2%	**$1,177,200**	-2%
201 YOUTH SPORTS PROGRAMS									
1005025 431335	AFTERSCHOOL PROGRAM FEES	$27,000	$27,000	$14,480	$12,520	$27,000	0%	$23,000	-15%
1005041 431335	PROGRAM FEES	$40,000	$40,000	$16,965	$23,035	$40,000	0%	$40,000	0%
205 ADULT SPORTS PROGRAM									
1005042 431335	PROGRAM FEES	$5,000	$5,000	$3,600	$1,400	$5,000	0%	$5,000	0%
TOTAL PROGRAM FEES		**$72,000**	**$72,000**	**$35,045**	**$36,955**	**$72,000**	0%	**$68,000**	-6%

City of Hammond, Louisiana
Fiscal Year 2020-2021
Budget
General Fund

ACCOUNT	DESCRIPTION	2020 ORIGINAL BUDGET	2020 LAST REVISED BUDGET	3/31/2020 ACTUAL YEAR TO DATE	2020 ESTIMATED REMAINING FOR YEAR	2020 PROJECTED ACTUAL AT YEAR END	2020 %CHANGE LAST ADOPTED BUD VS. PROJECTED ACTUAL RESULT AT YEAR END	2021 APPROVED BUDGET	2021 %CHANGE PROJECTED ACTUAL VS. PROPOSED BUDGET
44 FINES AND FORFEITS									
1002000 440050	COURT FINE & FORFEITURES	$350,000	$350,000	$279,525	$70,475	$350,000	0%	$350,000	0%
1002000 440065	APPEARENCE BOND FEES	$8,000	$8,000	$4,620	$1,380	$6,000	-25%	$8,000	33%
1002000 440095	PRE-TRIAL	$90,000	$90,000	$110,866	$0	$110,866	23%	$110,000	-1%
TOTAL FINES AND FORFEITS		**$448,000**	**$448,000**	**$395,011**	**$71,855**	**$466,866**	4%	**$468,000**	0%
45 INTEREST EARNINGS									
1000100 450050	INTER EARNINGS	$25,000	$25,000	$17,561	$7,439	$25,000	0%	$25,000	0%
TOTAL INTEREST EARNINGS		**$25,000**	**$25,000**	**$17,561**	**$7,439**	**$25,000**	0%	**$25,000**	0%
46 MISC REVENUES									
1000100 460235	MISCELLANEOUS REVENUE	$30,000	$30,000	$4,362	$25,638	$30,000	0%	$30,000	0%
1000100 460240	CASH S/O	$0	$0	$158	$0	$158	0%	$0	0%
1000100 460250	RECYCLING REVENUE	$500	$500	$413	$87	$500	0%	$500	0%
1000100 460360	VIDEO BINGO REVENUE	$700,000	$700,000	$463,754	$236,246	$700,000	0%	$650,000	-7%
1000100 460370	SALE OF CEMETERY PLOTS	$100,000	$100,000	$73,400	$26,600	$100,000	0%	$100,000	0%
1000100 460385	RENT-LAND	$1,200	$1,200	$1,200	$0	$1,200	0%	$1,200	0%
1000100 460065	SMALL CELL TOWER	$0	$0	$2,800	$0	$2,800	100%	$3,000	7%
1000100 491150	SURPLUS PROPERTY SOLD	$3,000	$3,000	$475	$2,525	$3,000	0%	$3,000	0%
1002000 460235	POLICE MISCELLANEOUS REVENUE	$1,000	$1,000	$1,000	$0	$1,000	0%	$1,000	100%
1003800 460025	RENT & ROYALTIES	$180,000	$180,000	$144,046	$35,954	$180,000	0%	$180,000	0%
1003800 460235	AIRPORT MISCELLANEOUS REVENUE	$1,000	$1,000	$0	$1,000	$1,000	0%	$1,000	0%
1003800 460400	FUEL SALES	$140,000	$140,000	$107,646	$32,354	$140,000	0%	$140,000	0%
1005000 460145	DONATIONS-VETERANS BREAKFAST	$3,000	$3,000	$2,600	$400	$3,000	0%	$3,000	0%
1005000 460149	DONATIONS-AFTERSCHOOL	$3,000	$3,000	$2,500	$500	$3,000	0%	$3,000	100%
TOTAL MISC REVENUES		**$1,162,700**	**$1,162,700**	**$804,354**	**$361,304**	**$1,165,658**	0%	**$1,115,700**	**-4%**

City of Hammond, Louisiana
Fiscal Year 2020-2021
Budget
General Fund

ACCOUNT	DESCRIPTION	2020 ORIGINAL BUDGET	2020 LAST REVISED BUDGET	3/31/2020 ACTUAL YEAR TO DATE	2020 ESTIMATED REMAINING FOR YEAR	2020 PROJECTED ACTUAL AT YEAR END	2020 %CHANGE LAST ADOPTED BUD VS. PROJECTED ACTUAL RESULT AT YEAR END	2021 APPROVED BUDGET	2021 %CHANGE PROJECTED ACTUAL VS. PROPOSED BUDGET
49 OTH FINANCE SOURCES									
1000900 491015	TRANSFER IN SALES TAX FUND	$17,800,000	$17,800,000	$10,704,000	$7,096,000	$17,800,000	0%	$18,500,000	4%
1000900 491030	TRANSFER FROM 610	$0	$0	$0	$0	$0	0%	$0	0%
1000900 491055	TRANSFER FROM POLICE	$0	$0	$65,408	$0	$65,408	100%	$0	0%
1000900 491060	TRANSFER CRT AWARD	$0	$0	$0	$0	$0	0%	$0	0%
1000900 491062	TRANSFER FROM 807	$0	$0	$48	$0	$48	100%	$0	0%
1000900 491120	TRANSFER FROM CAPITAL PROJECT	$0	$0	$0	$0	$0	0%	$0	0%
1000900 491136	TRANSFER FROM 813	$0	$0	$15	$0	$15	100%	$0	0%
TOTAL OTH FINANCE SOURCES		**$17,800,000**	**$17,800,000**	**$10,769,472**	**$7,096,000**	**$17,865,471**	0%	**$18,500,000**	**4%**
GRAND TOTAL		**$29,794,430**	**$29,794,430**	**$20,619,958**	**$9,249,835**	**$29,869,793**	0%	**$30,310,630**	**1%**

Total City Revenue by Sources FY 2021

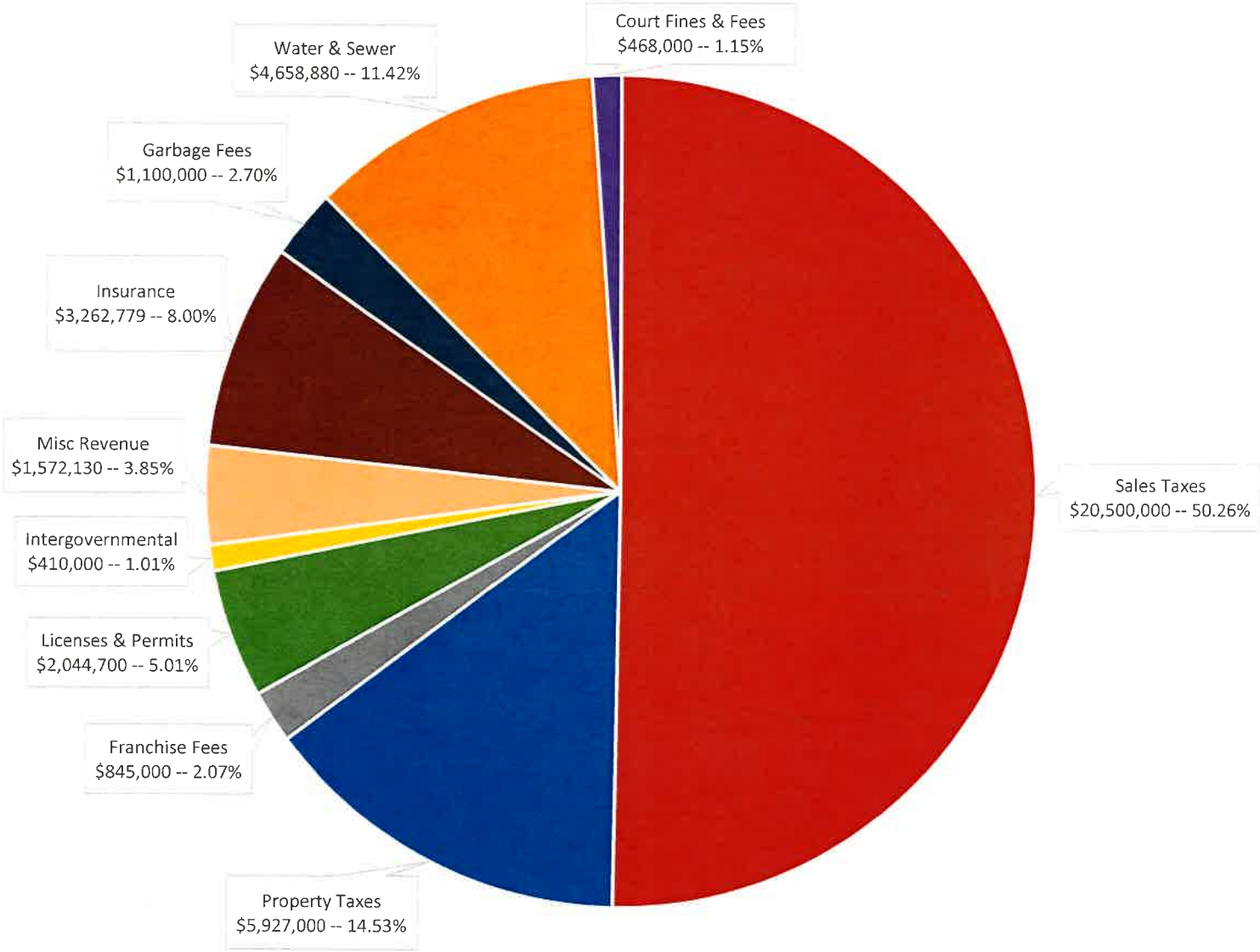

City of Hammond, Louisiana
Fiscal Year 2020-2021
Budget
General Fund

ACCOUNT	DESCRIPTION	2020 ORIGINAL BUDGET	2020 LAST REVISED BUDGET	3/31/2020 ACTUAL YEAR TO DATE	2020 ESTIMATED REMAINING FOR YEAR	2020 PROJECTED ACTUAL AT YEAR END	2020 %CHANGE LAST ADOPTED BUD VS. PROJECTED ACTUAL RESULT AT YEAR END	2021 APPROVED BUDGET	2021 %CHANGE PROJECTED ACTUAL VS. PROPOSED BUDGET
EXPENDITURES									
LEGISLATIVE DEPARTMENT									
10010000 CITY COUNCIL									
10010000 500100	REGULAR SALARIES AND WAGES	$94,100	$94,100	66,651.55	$27,448	$94,100	0%	$94,800	1%
10010000 500107	OVERTIME PAY	$400	$400	0.00	$400	$400	0%	$400	0%
10010000 500205	CELLULAR PHONE ALLOWANCE	$5,400	$5,400	3,825.00	$1,575	$5,400	0%	$5,400	0%
10010000 500212	AUTO ALLOWANCE	$6,000	$6,000	4,500.00	$1,500	$6,000	0%	$36,000	500%
10010000 500219	SOCIAL SECURITY/MEDICARE	$8,100	$8,100	4,805.46	$3,295	$8,100	0%	$8,200	1%
10010000 500226	MUNICIPAL EMPLOYEES RETIREMENT	$9,500	$9,500	6,648.61	$2,851	$9,500	0%	$10,300	8%
10010000 500247	GROUP HEALTH/LIFE/DENTAL INS	$44,100	$44,100	28,041.13	$16,059	$44,100	0%	$49,500	12%
10010000 500261	WORKERS COMPENSATION INSURANC	$4,100	$4,100	2,869.51	$1,230	$4,100	0%	$4,100	0%
10010000 520124	CONSULTANT SERVICES	$2,000	$2,000	950.00	$1,050	$2,000	0%	$2,000	0%
10010000 520181	COUNCIL ATTORNEY	$0	$0	0.00	$0	$0	0%	$100,000	100%
10010000 520229	ACCOUNTING AUDITING SERVICES	$60,650	$60,650	55,000.00	$5,650	$60,650	0%	$60,650	0%
10010000 520635	CODIFICATION OF ORDINANCES	$2,000	$2,000	900.00	$1,100	$2,000	0%	$2,500	25%
10010000 520649	TRAVEL/EDUCATION & TRAINING	$500	$500	0.00	$500	$500	0%	$500	0%
10010000 520902	DUES & SUBSCRIPTIONS	$0	$175	175.00	$0	$175	0%	$200	14%
10010000 520908	PUBLICATION OF LEGAL NOTICES	$9,000	$9,000	5,918.63	$3,081	$9,000	0%	$9,000	0%
10010000 540000	OPERATING SUPPLIES	$1,500	$1,717	1,289.49	$428	$1,717	0%	$2,000	16%
10010000 540153	SUPPLIES-UNIFORMS AND RELATED	$100	$100	96.52	$3	$100	0%	$100	0%
10010000 540174	UTILITIES-ELECTRICAL LIGHT/POW	$4,000	$4,000	1,374.51	$2,625	$4,000	0%	$4,000	0%
10010000 560701	COUNCIL DISTRICT 1 EXPENSES	$3,000	$3,000	2,458.02	$542	$3,000	0%	$3,000	0%
10010000 560702	COUNCIL DISTRICT 2 EXPENSES	$3,000	$3,000	1,065.46	$1,935	$3,000	0%	$3,000	0%
10010000 560703	COUNCIL DISTRICT 3 EXPENSES	$3,000	$3,060	72.65	$2,987	$3,060	0%	$3,000	-2%
10010000 560704	COUNCIL DISTRICT 4 EXPENSES	$3,000	$3,000	495.04	$2,505	$3,000	0%	$3,000	0%
10010000 560705	COUNCIL DISTRICT 5 EXPENSES	$3,000	$3,000	12.65	$2,987	$3,000	0%	$3,000	0%
10010000 560875	SPECIAL EVENT EXPENSES	$2,000	$1,825	253.31	$1,572	$1,825	0%	$2,000	10%
TOTAL CITY COUNCIL		**$268,450**	**$268,727**	**$187,403**	**$81,324**	**$268,727**	**0%**	**$406,650**	**51%**

City of Hammond, Louisiana
Fiscal Year 2020-2021
Budget
General Fund

ACCOUNT	DESCRIPTION	2020 ORIGINAL BUDGET	2020 LAST REVISED BUDGET	3/31/2020 ACTUAL YEAR TO DATE	2020 ESTIMATED REMAINING FOR YEAR	2020 PROJECTED ACTUAL AT YEAR END	2020 %CHANGE LAST ADOPTED BUD VS. PROJECTED ACTUAL RESULT AT YEAR END	2021 APPROVED BUDGET	2021 %CHANGE PROJECTED ACTUAL VS. PROPOSED BUDGET
10012000 MAYOR AND DIRECTORS									
10012000 500100	REGULAR SALARIES AND WAGES	$269,782	$269,782	190,143.00	$79,639	$269,782	0%	$273,482	1%
10012000 500107	OVERTIME PAY	$900	$900	318.58	$581	$900	0%	$900	0%
10012000 500205	CELLULAR PHONE ALLOWANCE	$1,800	$1,800	1,275.00	$525	$1,800	0%	$1,800	0%
10012000 500212	AUTO ALLOWANCE	$12,000	$12,000	8,500.00	$3,500	$12,000	0%	$12,000	0%
10012000 500219	SOCIAL SECURITY/MEDICARE	$21,738	$21,738	14,704.94	$7,033	$21,738	0%	$22,038	1%
10012000 500226	MUNICIPAL EMPLOYEES RETIREMENT	$74,875	$74,875	52,764.38	$22,111	$74,875	0%	$80,674	8%
10012000 500247	GROUP HEALTH/LIFE/DENTAL INS	$36,746	$36,746	28,479.93	$8,266	$36,746	0%	$41,246	12%
10012000 500261	WORKERS COMPENSATION INSURANC	$5,838	$5,838	4,135.74	$1,702	$5,838	0%	$5,838	0%
10012000 520649	TRAVEL/EDUCATION & TRAINING	$3,000	$2,500	2,012.32	$488	$2,500	0%	$3,000	20%
10012000 520902	DUES & SUBSCRIPTIONS	$500	$566	566.00	$0	$566	0%	$600	6%
10012000 540000	OPERATING SUPPLIES	$4,000	$4,234	1,401.05	$2,833	$4,234	0%	$4,000	-6%
10012000 540153	SUPPLIES-UNIFORMS AND RELATED	$1,000	$500	0.00	$500	$500	0%	$1,000	100%
10012000 560571	FIREWORKS EXPENSES	$8,000	$8,000	0.00	$8,000	$8,000	0%	$8,000	0%
10012000 560893	COMMUNITY AFFAIRS EXPENSES	$1,500	$500	335.85	$164	$500	0%	$1,500	200%
10012000 570000	FIXED ASSETS ($500 +)	$2,000	$4,000	3,191.00	$809	$4,000	0%	$2,000	-50%
TOTAL MAYOR AND DIRECTORS		**$443,679**	**$443,979**	**$307,828**	**$136,151**	**$443,979**	**0%**	**$458,078**	**3%**

City of Hammond, Louisiana
Fiscal Year 2020-2021
Budget
General Fund

ACCOUNT	DESCRIPTION	2020 ORIGINAL BUDGET	2020 LAST REVISED BUDGET	3/31/2020 ACTUAL YEAR TO DATE	2020 ESTIMATED REMAINING FOR YEAR	2020 PROJECTED ACTUAL AT YEAR END	2020 %CHANGE LAST ADOPTED BUD VS. PROJECTED ACTUAL RESULT AT YEAR END	2021 APPROVED BUDGET	2021 %CHANGE PROJECTED ACTUAL VS. PROPOSED BUDGET
10015000 ACCOUNTING									
10015000 500100	REGULAR SALARIES AND WAGES	$321,700	$321,700	283,207.83	$38,492	$321,700	0%	$288,600	-10%
10015000 500107	OVERTIME PAY	$400	$1,400	1,026.52	$373	$1,400	0%	$1,500	7%
10015000 500121	HOLIDAY PAY	$100	$100	51.72	$48	$100	0%	$100	0%
10015000 500205	CELLULAR PHONE ALLOWANCE	$1,800	$1,800	1,200.00	$600	$1,800	0%	$900	0%
10015000 500212	AUTO ALLOWANCE	$12,000	$12,000	8,000.00	$4,000	$12,000	0%	$6,000	-50%
10015000 500219	SOCIAL SECURITY/MEDICARE	$25,700	$25,700	22,379.43	$3,321	$25,700	0%	$22,800	-11%
10015000 500226	MUNICIPAL EMPLOYEES RETIREMENT	$84,600	$84,600	57,803.76	$26,796	$84,600	0%	$80,200	-5%
10015000 500247	GROUP HEALTH/LIFE/DENTAL INS	$51,500	$51,500	36,058.22	$15,442	$51,500	0%	$57,800	12%
10015000 500261	WORKERS COMPENSATION INSURANC	$1,400	$1,400	1,169.47	$231	$1,400	0%	$1,200	-14%
10015000 520117	CONTRACT SERVICES	$2,900	$2,900	0.00	$2,900	$2,900	0%	$2,900	0%
10015000 520649	TRAVEL/EDUCATION & TRAINING	$3,500	$3,500	1,219.02	$2,281	$3,500	0%	$3,500	0%
10015000 520902	DUES & SUBSCRIPTIONS	$1,000	$1,000	190.10	$810	$1,000	0%	$1,000	0%
10015000 520908	PUBLICATION OF LEGAL NOTICES	$4,000	$4,000	0.00	$4,000	$4,000	0%	$4,000	0%
10015000 540000	OPERATING SUPPLIES	$9,000	$12,115	8,073.69	$4,041	$12,115	0%	$12,000	-1%
10015000 560620	PROPERTY TAX EXPENSES	$35,000	$35,000	14,719.60	$20,280	$35,000	0%	$35,000	0%
10015000 570000	FIXED ASSETS ($500 +)	$3,000	$1,300	0.00	$1,300	$1,300	0%	$3,000	131%
TOTAL ACCOUNTING		**$557,600**	**$560,015**	**$435,099**	**$124,916**	**$560,015**	0%	**$520,500**	**-7%**

City of Hammond, Louisiana
Fiscal Year 2020-2021
Budget
General Fund

ACCOUNT	DESCRIPTION	2020 ORIGINAL BUDGET	2020 LAST REVISED BUDGET	3/31/2020 ACTUAL YEAR TO DATE	2020 ESTIMATED REMAINING FOR YEAR	2020 PROJECTED ACTUAL AT YEAR END	2020 %CHANGE LAST ADOPTED BUD VS. PROJECTED ACTUAL RESULT AT YEAR END	2021 APPROVED BUDGET	2021 %CHANGE PROJECTED ACTUAL VS. PROPOSED BUDGET
10015100 PURCHASING									
10015100 500100	REGULAR SALARIES AND WAGES	$110,400	$110,400	77,626.49	$32,774	$110,400	0%	$112,600	2%
10015100 500107	OVERTIME PAY	$200	$200	9.91	$190	$200	0%	$200	0%
10015100 500205	CELLULAR PHONE ALLOWANCE	$900	$900	637.50	$263	$900	0%	$900	0%
10015100 500212	AUTO ALLOWANCE	$6,000	$6,000	4,250.00	$1,750	$6,000	0%	$6,000	0%
10015100 500219	SOCIAL SECURITY/MEDICARE	$9,000	$9,000	6,295.11	$2,705	$9,000	0%	$9,200	2%
10015100 500226	MUNICIPAL EMPLOYEES RETIREMENT	$30,700	$30,700	21,541.34	$9,159	$30,700	0%	$33,300	8%
10015100 500247	GROUP HEALTH/LIFE/DENTAL INS	$22,100	$22,100	16,637.62	$5,462	$22,100	0%	$24,800	12%
10015100 500261	WORKERS COMPENSATION INSURANC	$500	$500	330.04	$170	$500	0%	$500	0%
10015100 520614	ADVERTISING	$200	$200	190.10	$10	$200	0%	$200	0%
10015100 520649	TRAVEL/EDUCATION & TRAINING	$2,500	$3,800	0.00	$3,800	$3,800	0%	$2,500	-34%
10015100 530000	EQUIPMENT MAINTENANCE/REPAIRS	$1,000	$1,000	25.00	$975	$1,000	0%	$1,000	0%
10015100 540000	OPERATING SUPPLIES	$2,000	$2,833	889.92	$1,943	$2,833	0%	$2,000	-29%
10015100 540160	SUPPLIES-VEHICLES GAS/DIESEL	$600	$600	99.34	$501	$600	0%	$600	0%
10015100 540167	SMALL TOOLS AND EQUIPMENT	$350	$350	0.00	$350	$350	0%	$350	0%
10015100 560298	RECORDING COST	$2,000	$2,000	0.00	$2,000	$2,000	0%	$2,000	0%
10015100 570000	FIXED ASSET	$0	$0	0.00	$0	$0	0%	$1,000	100%
TOTAL PURCHASING		**$188,450**	**$190,583**	**$128,532**	**$62,051**	**$190,583**	**0%**	**$197,150**	**3%**

City of Hammond, Louisiana
Fiscal Year 2020-2021
Budget
General Fund

ACCOUNT	DESCRIPTION	2020 ORIGINAL BUDGET	2020 LAST REVISED BUDGET	3/31/2020 ACTUAL YEAR TO DATE	2020 ESTIMATED REMAINING FOR YEAR	2020 PROJECTED ACTUAL AT YEAR END	2020 %CHANGE LAST ADOPTED BUD VS. PROJECTED ACTUAL RESULT AT YEAR END	2021 APPROVED BUDGET	2021 %CHANGE PROJECTED ACTUAL VS. PROPOSED BUDGET
10015400 LEGAL SERVICES									
10015400 520180	CITY ATTORNEY SERVICES	$100,000	$100,000	74,999.97	$25,000	$100,000	0%	$100,000	0%
10015400 520187	ASSISTANT CITY ATTORNEY SERVIC	$50,000	$50,000	37,500.03	$12,500	$50,000	0%	$50,000	0%
10015400 520201	OTHER LEGAL EXPENSES	$15,000	$72,500	62,622.13	$9,878	$72,500	0%	$50,000	-31%
10015400 520208	LEGAL COUNCIL	$2,500	$0	0.00	$0	$0	0%	$0	100%
10015400 540000	ADJUDICATED PROPERTY EXPENSE	$500	$500	0.00	$500	$500	0%	$500	0%
TOTAL LEGAL		**$168,000**	**$223,000**	**$175,122**	**$47,878**	**$223,000**	**0%**	**$200,500**	**-10%**

City of Hammond, Louisiana
Fiscal Year 2020-2021
Budget
General Fund

ACCOUNT	DESCRIPTION	2020 ORIGINAL BUDGET	2020 LAST REVISED BUDGET	3/31/2020 ACTUAL YEAR TO DATE	2020 ESTIMATED REMAINING FOR YEAR	2020 PROJECTED ACTUAL AT YEAR END	2020 %CHANGE LAST ADOPTED BUD VS. PROJECTED ACTUAL RESULT AT YEAR END	2021 APPROVED BUDGET	2021 %CHANGE PROJECTED ACTUAL VS. PROPOSED BUDGET
10015600 PERSONNEL									
10015600 500100	REGULAR SALARIES AND WAGES	$203,300	$203,300	142,279.98	$61,020	$203,300	0%	$210,600	4%
10015600 500107	OVERTIME PAY	$300	$300	4.51	$295	$300	0%	$300	0%
10015600 500205	CELLULAR PHONE ALLOWANCE	$900	$900	637.50	$263	$900	0%	$900	0%
10015600 500212	AUTO ALLOWANCE	$6,000	$6,000	4,250.00	$1,750	$6,000	0%	$6,000	0%
10015600 500219	SOCIAL SECURITY/MEDICARE	$16,100	$16,100	11,244.99	$4,855	$16,100	0%	$16,700	4%
10015600 500226	MUNICIPAL EMPLOYEES RETIREMENT	$56,400	$56,400	37,471.30	$18,929	$56,400	0%	$62,200	10%
10015600 500247	GROUP HEALTH/LIFE/DENTAL INS	$29,400	$29,400	21,710.02	$7,690	$29,400	0%	$33,000	12%
10015600 500261	WORKERS COMPENSATION INSURANC	$900	$900	588.68	$311	$900	0%	$900	0%
10015600 520117	CONTRACT SERVICES	$12,600	$12,600	1,591.65	$11,008	$12,600	0%	$12,600	0%
10015600 520124	CONSULTANT SERVICES	$20,000	$27,243	7,243.04	$20,000	$27,243	0%	$20,000	-27%
10015600 520285	MEDICAL SERVICES	$35,000	$35,510	11,893.42	$23,617	$35,510	0%	$35,000	-1%
10015600 520614	ADVERTISING	$1,000	$1,000	0.00	$1,000	$1,000	0%	$1,000	0%
10015600 520649	TRAVEL/EDUCATION & TRAINING	$8,000	$8,000	124.95	$7,875	$8,000	0%	$8,000	0%
10015600 520902	DUES/SUBSCRIPTIONS	$1,000	$1,000	219.00	$781	$1,000	0%	$1,000	0%
10015600 540000	OPERATING SUPPLIES	$5,000	$6,054	3,274.82	$2,779	$6,054	0%	$5,000	-17%
10015600 560630	EMPLOYEE AWARDS PROGRAM	$2,000	$2,000	0.00	$2,000	$2,000	0%	$2,000	0%
TOTAL PERSONNEL		**$397,900**	**$406,707**	**$242,534**	**$164,173**	**$406,707**	**0%**	**$415,200**	**2%**

City of Hammond, Louisiana
Fiscal Year 2020-2021
Budget
General Fund

ACCOUNT	DESCRIPTION	2020 ORIGINAL BUDGET	2020 LAST REVISED BUDGET	3/31/2020 ACTUAL YEAR TO DATE	2020 ESTIMATED REMAINING FOR YEAR	2020 PROJECTED ACTUAL AT YEAR END	2020 %CHANGE LAST ADOPTED BUD VS. PROJECTED ACTUAL RESULT AT YEAR END	2021 APPROVED BUDGET	2021 %CHANGE PROJECTED ACTUAL VS. PROPOSED BUDGET
10015700 DATA PROCESSING									
10015700 500100	REGULAR SALARIES AND WAGES	$120,200	$120,200	85,701.79	$34,498	$120,200	0%	$154,000	28%
10015700 500107	OVERTIME PAY	$200	$1,300	1,240.14	$60	$1,300	0%	$400	-69%
10015700 500114	CALL BACK PAY	$500	$500	284.40	$216	$500	0%	$1,000	100%
10015700 500121	HOLIDAY PAY	$0	$50	4.73	$45	$50	0%	$0	-100%
10015700 500205	CELLULAR PHONE ALLOWANCE	$1,800	$1,800	1,275.00	$525	$1,800	0%	$1,800	0%
10015700 500212	AUTO ALLOWANCE	$12,000	$12,000	8,500.00	$3,500	$12,000	0%	$12,000	0%
10015700 500219	SOCIAL SECURITY/MEDICARE	$10,300	$10,300	7,360.51	$2,939	$10,300	0%	$12,900	25%
10015700 500226	MUNICIPAL EMPLOYEES RETIREMENT	$33,400	$33,400	23,782.28	$9,618	$33,400	0%	$45,500	36%
10015700 500247	GROUP HEALTH/LIFE/DENTAL INS	$14,700	$14,700	11,451.30	$3,249	$14,700	0%	$22,100	50%
10015700 500261	WORKERS COMPENSATION INSURANC	$600	$600	381.81	$218	$600	0%	$700	17%
10015700 520124	CONSULTANT SERVICES	$5,000	$5,625	1,400.00	$4,225	$5,625	0%	$5,000	-11%
10015700 520250	ELECTRONIC TIME KEEPING	$21,000	$21,000	20,151.00	$849	$21,000	0%	$35,000	67%
10015700 520593	COMMUNICATION EXPENSE	$1,500	$1,500	1,009.98	$490	$1,500	0%	$1,500	0%
10015700 520649	TRAVEL/EDUCATION & TRAINING	$2,500	$1,350	30.00	$1,320	$1,350	0%	$2,500	85%
10015700 530000	EQUIPMENT MAINTENANCE/REPAIRS	$207,000	$209,967	174,236.38	$35,731	$209,967	0%	$265,000	26%
10015700 530248	OPERATING SUPPLIES	$6,000	$6,356	5,927.51	$428	$6,356	0%	$6,000	-6%
10015700 540000	SUPPLIES-UNIFORMS AND RELATED	$1,000	$1,130	0.00	$1,130	$1,130	0%	$1,000	-12%
10015700 540153	SUPPLIES-VEHICLES GAS/DIESEL	$250	$250	104.16	$146	$250	0%	$250	0%
10015700 540160	SMALL TOOLS AND EQUIPMENT	$1,000	$1,000	876.48	$124	$1,000	0%	$1,000	0%
TOTAL DATA PROCESSING		**$438,950**	**$443,028**	**$343,717**	**$99,311**	**$443,028**	**$0**	**$567,650**	**28%**

City of Hammond, Louisiana
Fiscal Year 2020-2021
Budget
General Fund

ACCOUNT	DESCRIPTION	2020 ORIGINAL BUDGET	2020 LAST REVISED BUDGET	3/31/2020 ACTUAL YEAR TO DATE	2020 ESTIMATED REMAINING FOR YEAR	2020 PROJECTED ACTUAL AT YEAR END	2020 %CHANGE LAST ADOPTED BUD VS. PROJECTED ACTUAL RESULT AT YEAR END	2021 APPROVED BUDGET	2021 %CHANGE PROJECTED ACTUAL VS. PROPOSED BUDGET
10015800 GENERAL ADMINISTRATION									
10015800 520124	CONSULTANT SERVICES	$65,000	$37,000	35,040.00	$1,960	$37,000	0%	$65,000	76%
10015800 520152	CONTRACT SERVICES-CEMETERIES	$27,000	$27,000	20,250.00	$6,750	$27,000	0%	$27,000	0%
10015800 520155	CONTRACT SERVICES-HISTORIC DST	$7,000	$7,771	4,604.37	$3,167	$7,771	0%	$7,000	-10%
10015800 520292	CORONERS FEES	$60,000	$40,000	26,267.00	$13,733	$40,000	0%	$60,000	50%
10015800 520509	UNEMPLOYMENT EXPENSE	$25,000	$10,000	0.00	$10,000	$10,000	0%	$25,000	150%
10015800 520902	DUES & SUBSCRIPTION	$3,500	$3,500	2,959.00	$541	$3,500	0%	$3,500	0%
10015800 520915	POSTAGE AND BOX RENT	$28,000	$28,211	20,905.43	$7,306	$28,211	0%	$28,000	-1%
10015800 520937	RENT- TANGI FOOD PANTRY	$645	$645	645.00	$0	$645	0%	$645	0%
10015800 530000	EQUIPMENT MAINTENANCE/REPAIRS	$5,000	$5,450	1,368.40	$4,082	$5,450	0%	$5,000	-8%
10015800 530115	MAINTENANCE SERVICES-JANITORIA	$156,960	$156,960	119,865.00	$37,095	$156,960	0%	$160,920	3%
10015800 530248	TELEPHONE EXPENSES-LINE&EQUIPM	$100,000	$100,000	60,985.93	$39,014	$100,000	0%	$100,000	0%
10015800 540000	OPERATING SUPPLIES	$8,000	$8,918	4,863.72	$4,054	$8,918	0%	$8,000	-10%
10015800 560137	PAYMENTS TO CITY COURT	$515,000	$515,000	386,762.45	$128,238	$515,000	0%	$515,000	0%
10015800 560144	PAYMENTS TO MARSHALS OFFICE	$320,000	$320,000	242,919.99	$77,080	$320,000	0%	$320,000	0%
10015800 560151	PAYMENTS TO THE VETERANS SERVI	$2,000	$2,000	1,404.00	$596	$2,000	0%	$1,872	-6%
10015800 560158	PAYMENT TO PARISH COUNCIL ON A	$50,000	$50,000	37,500.03	$12,500	$50,000	0%	$50,000	0%
10015800 560161	PAYMENTS TO CASA	$10,000	$10,000	7,499.97	$2,500	$10,000	0%	$20,000	100%
10015800 560196	PAYMENTS TO CRIME STOPPERS	$9,383	$9,383	9,383.00	$0	$9,383	0%	$9,383	0%
10015800 560198	PAYMENTS-AFRICAN AMER MUSEUM	$25,000	$25,000	25,000.00	$0	$25,000	0%	$35,000	40%
10015800 560249	PAYMENTS TO ANIMAL SHELTER	$60,057	$60,057	45,042.75	$15,014	$60,057	0%	$60,057	0%
10015800 560250	PAYMENT TO CHILDREN'S MUSEUM	$110,000	$110,000	75,246.01	$34,754	$110,000	0%	$90,000	-18%
10015800 560326	MISCELLANEOUS EXPENSES	$8,000	$8,000	4,298.54	$3,701	$8,000	0%	$8,000	0%
10015800 560333	ELECTION EXPENSES	$15,000	$6,063	6,062.76	$0	$6,063	0%	$15,000	147%
10015800 560414	CIVIL SERVICE EXPENSE	$30,000	$47,026	32,855.55	$14,170	$47,026	0%	$30,000	-36%
10015800 560859	HAMMOND AIR SHOW	$25,000	$25,000	25,000.00	$0	$25,000	0%	$0	100%
10015800 560875	SPECIAL EVENT EXPENSES	$4,000	$4,825	1,389.39	$3,436	$4,825	0%	$4,000	-17%
10015800 560876	DONATIONS-EMPLOYEE AWARDS	$2,000	$2,000	0.00	$2,000	$2,000	0%	$2,000	0%
TOTAL GENERAL ADMINISTRATION		**$1,671,545**	**$1,619,809**	**$1,198,118**	**$421,691**	**$1,619,809**	**0%**	**$1,650,377**	2%

City of Hammond, Louisiana
Fiscal Year 2020-2021
Budget
General Fund

ACCOUNT	DESCRIPTION	2020 ORIGINAL BUDGET	2020 LAST REVISED BUDGET	3/31/2020 ACTUAL YEAR TO DATE	2020 ESTIMATED REMAINING FOR YEAR	2020 PROJECTED ACTUAL AT YEAR END	2020 %CHANGE LAST ADOPTED BUD VS. PROJECTED ACTUAL RESULT AT YEAR END	2021 APPROVED BUDGET	2021 %CHANGE PROJECTED ACTUAL VS. PROPOSED BUDGET
10016210 GRANTS									
10016210 500100	REGULAR SALARIES AND WAGES	$117,358	$117,358	83,261.56	$34,096	$117,358	0%	$116,063	-1%
10016210 500107	OVERTIME PAY	$0	$0	0.46	$0	$0	0%	$0	0%
10016210 500205	CELLULAR PHONE ALLOWANCE	$900	$900	637.50	$263	$900	0%	$900	0%
10016210 500212	AUTO ALLOWANCE	$6,000	$6,000	4,250.00	$1,750	$6,000	0%	$6,000	0%
10016210 500219	SOCIAL SECURITY/MEDICARE	$9,506	$9,506	6,742.53	$2,763	$9,506	0%	$9,407	-1%
10016210 500226	MUNICIPAL EMPLOYEES RETIREMENT	$32,567	$32,567	23,105.13	$9,462	$32,567	0%	$34,239	5%
10016210 500247	GROUP HEALTH/LIFE/DENTAL INS	$22,050	$22,050	16,223.65	$5,826	$22,050	0%	$24,750	12%
10016210 500261	WORKERS COMPENSATION INSURANC	$497	$497	352.78	$144	$497	0%	$492	-1%
10016210 520649	TRAVEL/EDUCATION & TRAINING	$1,000	$1,000	98.12	$902	$1,000	0%	$1,000	0%
10016210 540000	SUPPLIES - GENERAL OPERATING	$3,000	$3,989	1,264.29	$2,725	$3,989	0%	$3,000	-25%
10016210 540153	SUPPLIES-UNIFORMS AND RELATED	$500	$584	83.80	$500	$584	0%	$500	-14%
10016210 540167	SMALL TOOLS AND EQUIPMENT	$1,000	$1,080	335.95	$744	$1,080	0%	$1,000	-7%
10016210 560298	RECORDING COST	$4,000	$4,000	822.62	$3,177	$4,000	0%	$4,000	0%
10016210 560689	SAFE HAVEN EXPENSES	$3,000	$3,006	1,039.78	$1,966	$3,006	0%	$3,000	0%
TOTAL PLANNING & GRANTS		**$201,378**	**$202,537**	**$138,218**	**$64,319**	**$202,537**	0%	**$204,350**	1%

City of Hammond, Louisiana
Fiscal Year 2020-2021
Budget
General Fund

ACCOUNT	DESCRIPTION	2020 ORIGINAL BUDGET	2020 LAST REVISED BUDGET	3/31/2020 ACTUAL YEAR TO DATE	2020 ESTIMATED REMAINING FOR YEAR	2020 PROJECTED ACTUAL AT YEAR END	2020 %CHANGE LAST ADOPTED BUD VS. PROJECTED ACTUAL RESULT AT YEAR END	2021 APPROVED BUDGET	2021 %CHANGE PROJECTED ACTUAL VS. PROPOSED BUDGET
20 POLICE DEPARTMENT									
10020100 POLICE - ADMINISTRATION									
10020100 500100	REGULAR SALARIES AND WAGES	$709,000	$709,000	483,957.73	$225,042	$709,000	0%	$1,171,400	65%
10020100 500107	OVERTIME PAY	$12,000	$10,000	4,652.03	$5,348	$10,000	0%	$12,000	20%
10020100 500135	CALL BACK PAY	$2,000	$2,000	789.80	$1,210	$2,000	0%	$2,000	0%
10020100 500121	HOLIDAY PAY	$900	$900	90.17	$810	$900	0%	$900	0%
10020100 500205	CELLULAR PHONE ALLOWANCE	$8,100	$8,100	4,725.00	$3,375	$8,100	0%	$10,800	33%
10020100 500219	SOCIAL SECURITY/MEDICARE	$11,400	$11,400	5,550.81	$5,849	$11,400	0%	$18,500	62%
10020100 500240	MUNICIPAL POLICE RETIREMENT	$248,000	$237,000	110,499.70	$126,500	$237,000	0%	$318,400	34%
10020100 500247	GROUP HEALTH/LIFE/DENTAL INS	$95,600	$95,600	62,462.03	$33,138	$95,600	0%	$123,800	29%
10020100 500261	WORKERS COMPENSATION INSURANC	$27,100	$27,100	18,112.91	$8,987	$27,100	0%	$46,400	71%
10020100 520593	COMMUNICATION EXPENSE	$11,000	$10,000	3,438.55	$6,561	$10,000	0%	$11,000	10%
10020100 520614	ADVERTISING	$2,000	$2,000	552.86	$1,447	$2,000	0%	$4,000	100%
10020100 520649	TRAVEL/EDUCATION & TRAINING	$60,000	$40,498	22,906.02	$17,592	$40,498	0%	$65,000	61%
10020100 520720	CONTRACT - EQUIPMENT MAINT	$120,000	$115,000	95,629.75	$19,370	$115,000	0%	$120,000	4%
10020100 520902	DUES & SUBSCRIPTION	$15,000	$20,500	12,773.19	$7,727	$20,500	0%	$25,000	22%
10020100 530000	EQUIPMENT MAINTENANCE/REPAIRS	$8,000	$9,458	2,943.48	$6,515	$9,458	0%	$10,000	6%
10020100 530143	MAINTENANCE-BUILDINGS/GROUNDS	$20,000	$40,611	34,860.71	$5,750	$40,611	0%	$25,000	-38%
10020100 540000	OPERATING SUPPLIES	$30,000	$39,279	36,056.20	$3,223	$39,279	0%	$35,000	-11%
10020100 540153	SUPPLIES-UNIFORMS AND RELATED	$6,000	$3,500	1,292.30	$2,208	$3,500	0%	$6,000	71%
10020100 540155	SUPPLIES - K 9	$10,000	$10,835	7,640.81	$3,194	$10,835	0%	$14,000	29%
10020100 540160	SUPPLIES-VEHICLES GAS/DIESEL	$15,000	$15,000	13,425.31	$1,575	$15,000	0%	$15,000	0%
10020100 540167	SMALL TOOLS AND EQUIPMENT	$10,000	$7,353	2,906.41	$4,447	$7,353	0%	$10,000	36%
10020100 540174	UTILITIES-ELECTRICAL LIGHT/POW	$58,000	$52,800	25,793.75	$27,006	$52,800	0%	$58,000	10%
10020100 560592	STATE SUPPLEMENTAL PAY EXPENSE	$54,000	$54,000	40,500.00	$13,500	$54,000	0%	$72,000	33%
10020100 560878	SPECIAL RESPONSE TEAM EXPENSE	$20,000	$14,656	4,813.82	$9,842	$14,656	0%	$20,000	36%
10020100 570000	FIXED ASSET PURCHASES	$0	$23,260	22,364.26	$896	$23,260	0%	$0	-100%
TOTAL POLICE - ADMINISTRATION		**$1,553,100**	**$1,559,850**	**$1,018,738**	**$541,112**	**$1,559,850**	0%	**$2,194,200**	41%

City of Hammond, Louisiana
Fiscal Year 2020-2021
Budget
General Fund

ACCOUNT	DESCRIPTION	2020 ORIGINAL BUDGET	2020 LAST REVISED BUDGET	3/31/2020 ACTUAL YEAR TO DATE	2020 ESTIMATED REMAINING FOR YEAR	2020 PROJECTED ACTUAL AT YEAR END	2020 %CHANGE LAST ADOPTED BUD VS. PROJECTED ACTUAL RESULT AT YEAR END	2021 APPROVED BUDGET	2021 %CHANGE PROJECTED ACTUAL VS. PROPOSED BUDGET
10020300 POLICE - INVESTIGATIONS									
10020300 500100	REGULAR SALARIES AND WAGES	$712,200	$712,200	438,373.38	$273,827	$712,200	0%	$597,700	-16%
10020300 500107	OVERTIME PAY	$65,000	$65,000	43,859.88	$21,140	$65,000	0%	$65,000	0%
10020300 500114	CALL BACK PAY	$15,000	$15,000	4,369.95	$10,630	$15,000	0%	$15,000	0%
10020300 500121	HOLIDAY PAY	$5,200	$5,200	3,250.63	$1,949	$5,200	0%	$5,200	0%
10020300 500205	CELLULAR PHONE ALLOWANCE	$14,400	$14,400	7,687.50	$6,713	$14,400	0%	$12,600	-13%
10020300 500219	SOCIAL SECURITY/MEDICARE	$13,100	$13,100	8,425.79	$4,674	$13,100	0%	$11,400	-13%
10020300 500240	MUNICIPAL POLICE RETIREMENT	$260,700	$260,700	157,936.79	$102,763	$260,700	0%	$230,100	-12%
10020300 500247	GROUP HEALTH/LIFE/DENTAL INS	$117,600	$117,600	74,321.73	$43,278	$117,600	0%	$115,500	-2%
10020300 500261	WORKERS COMPENSATION INSURANC	$32,700	$32,700	20,756.66	$11,943	$32,700	0%	$27,800	-15%
10020300 520649	TRAVEL/EDUCATION & TRAINING	$2,000	$2,500	1,641.50	$859	$2,500	0%	$3,000	20%
10020300 530000	EQUIPMENT MAINTENANCE/REPAIRS	$14,000	$10,318	2,155.51	$8,162	$10,318	0%	$14,000	36%
10020300 540000	OPERATING SUPPLIES	$0	$1,000	331.25	$669	$1,000	0%	$1,000	0%
10020300 540153	SUPPLIES-UNIFORMS AND RELATED	$15,000	$3,537	3,282.45	$255	$3,537	0%	$15,000	324%
10020300 540160	SUPPLIES-VEHICLES GAS/DIESEL	$30,000	$28,000	20,179.26	$7,821	$28,000	0%	$30,000	7%
10020300 540167	SMALL TOOLS AND EQUIPMENT	$3,000	$3,000	850.41	$2,150	$3,000	0%	$3,000	0%
10020300 560347	INFORMATION/BUY MONEY	$20,000	$13,000	7,500.00	$5,500	$13,000	0%	$20,000	54%
10020300 560592	STATE SUPPLEMENTAL PAY EXPENSE	$90,000	$90,000	63,717.00	$26,283	$90,000	0%	$84,000	-7%
TOTAL POLICE - INVESTIGATION		$1,409,900	$1,387,255	$858,288	$528,967	$1,387,255	0%	$1,250,300	-10%

City of Hammond, Louisiana
Fiscal Year 2020-2021
Budget
General Fund

ACCOUNT	DESCRIPTION	2020 ORIGINAL BUDGET	2020 LAST REVISED BUDGET	3/31/2020 ACTUAL YEAR TO DATE	2020 ESTIMATED REMAINING FOR YEAR	2020 PROJECTED ACTUAL AT YEAR END	2020 %CHANGE LAST ADOPTED BUD VS. PROJECTED ACTUAL RESULT AT YEAR END	2021 APPROVED BUDGET	2021 %CHANGE PROJECTED ACTUAL VS. PROPOSED BUDGET
10020500 POLICE - PATROL									
10020500 500100	REGULAR SALARIES AND WAGES	$2,579,700	$2,568,700	1,940,315	$628,385	$2,568,700	0%	$2,561,500	0%
10020500 500107	OVERTIME PAY	$150,000	$156,000	141,989	$14,011	$156,000	0%	$200,000	28%
10020500 500113	DETAIL PAY	$0	$0	0	$0	$0	0%	$0	0%
10020500 500114	CALL BACK PAY	$2,000	$9,000	7,409	$1,591	$9,000	0%	$12,000	33%
10020500 500121	HOLIDAY PAY	$61,000	$59,000	53,188	$5,812	$59,000	0%	$61,000	3%
10020500 500135	GRANT PAY	$0	$0	0	$0	$0	0%	$0	0%
10020500 500205	CELLULAR PHONE ALLOWANCE	$18,000	$18,000	15,750	$2,250	$18,000	0%	$20,700	15%
10020500 500219	SOCIAL SECURITY/MEDICARE	$58,000	$58,000	41,598	$16,402	$58,000	0%	$54,600	-6%
10020500 500226	MUNICIPAL EMPLOYEES RETIREMENT	$32,500	$32,500	22,866	$9,634	$32,500	0%	$35,200	8%
10020500 500240	MUNICIPAL POLICE RETIREMENT	$886,200	$886,200	619,293	$266,907	$886,200	0%	$919,500	4%
10020500 500247	GROUP HEALTH/LIFE/DENTAL INS	$477,800	$477,800	351,624	$126,176	$477,800	0%	$528,000	11%
10020500 500261	WORKERS COMPENSATION INSURANC	$114,500	$114,500	89,796	$24,704	$114,500	0%	$115,800	1%
10020500 520649	TRAVEL/EDUCATION & TRAINING	$5,000	$11,000	8,920	$2,080	$11,000	0%	$10,000	-9%
10020500 530000	EQUIPMENT MAINTENANCE/REPAIRS	$70,000	$79,179	66,861	$12,318	$79,179	0%	$80,000	1%
10020500 540000	OPERATING SUPPLIES	$9,000	$20,057	6,810	$13,247	$20,057	0%	$19,000	-5%
10020500 540153	SUPPLIES-UNIFORMS AND RELATED	$25,000	$24,965	22,544	$2,421	$24,965	0%	$25,000	0%
10020500 540160	SUPPLIES-VEHICLES GAS/DIESEL	$130,000	$127,000	96,899	$30,101	$127,000	0%	$130,000	2%
10020500 540167	SMALL TOOLS AND EQUIPMENT	$2,000	$41,012	27,376	$13,636	$41,012	0%	$2,000	-95%
10020500 560592	STATE SUPPLEMENTAL PAY EXPENSE	$264,000	$252,000	232,934	$19,066	$252,000	0%	$312,000	24%
TOTAL POLICE - PATROL		**$4,884,700**	**$4,934,913**	**3,752,761**	**$1,182,153**	**$4,934,913**	0%	**$5,086,300**	3%

City of Hammond, Louisiana
Fiscal Year 2020-2021
Budget
General Fund

ACCOUNT	DESCRIPTION	2020 ORIGINAL BUDGET	2020 LAST REVISED BUDGET	3/31/2020 ACTUAL YEAR TO DATE	2020 ESTIMATED REMAINING FOR YEAR	2020 PROJECTED ACTUAL AT YEAR END	2020 %CHANGE LAST ADOPTED BUD VS. PROJECTED ACTUAL RESULT AT YEAR END	2021 APPROVED BUDGET	2021 %CHANGE PROJECTED ACTUAL VS. PROPOSED BUDGET
10020700 POLICE - STREET CRIME									
10020700 500100	REGULAR SALARIES AND WAGES	$181,900	$178,900	111,263	$67,637	$178,900	0%	$179,300	0%
10020700 500107	OVERTIME PAY	$17,000	$15,200	5,845	$9,355	$15,200	0%	$17,000	12%
10020700 500114	CALL BACK PAY	$1,000	$2,000	1,374	$626	$2,000	0%	$3,000	50%
10020700 500121	HOLIDAY PAY	$1,000	$1,000	52	$948	$1,000	0%	$1,000	0%
10020700 500135	GRANT PAY	$0	$0	0	$0	$0	0%	$0	0%
10020700 500205	CELLULAR PHONE ALLOWANCE	$2,700	$4,500	3,000	$1,500	$4,500	0%	$4,500	0%
10020700 500219	SOCIAL SECURITY/MEDICARE	$3,300	$3,300	2,167	$1,133	$3,300	0%	$3,500	6%
10020700 500240	MUNICIPAL POLICE RETIREMENT	$67,000	$67,000	44,244	$22,757	$67,000	0%	$70,700	6%
10020700 500247	GROUP HEALTH/LIFE/DENTAL INS	$36,800	$36,800	23,264	$13,536	$36,800	0%	$41,300	12%
10020700 500261	WORKERS COMPENSATION INSURANC	$8,400	$8,400	5,596	$2,804	$8,400	0%	$8,600	2%
10020700 520649	TRAVEL/EDUCATION & TRAINING	$500	$500	363	$137	$500	0%	$500	0%
10020700 530000	EQUIPMENT MAINTENANCE/REPAIRS	$2,000	$3,100	1,658	$1,442	$3,100	0%	$4,000	29%
10020700 540000	SUPPLIES - GENERAL OPERATING	$500	$0	0	$0	$0	0%	$500	100%
10020700 540153	SUPPLIES-UNIFORMS AND RELATED	$3,500	$654	510	$144	$654	0%	$3,500	435%
10020700 540160	SUPPLIES-VEHICLES GAS/DIESEL	$11,000	$13,000	10,497	$2,503	$13,000	0%	$13,000	0%
10020700 560347	INFORMATION/BUY MONEY	$5,000	$5,000	1,500	$3,500	$5,000	0%	$5,000	0%
10020700 560592	STATE SUPPLEMENTAL PAY EXPENSE	$24,000	$36,000	32,267	$3,733	$36,000	0%	$30,000	-17%
TOTAL POLICE - STREET CRIME		**$365,600**	**$375,354**	**243,376**	**$131,978**	**$375,354**	0%	**$385,400**	3%

City of Hammond, Louisiana
Fiscal Year 2020-2021
Budget
General Fund

ACCOUNT	DESCRIPTION	2020 ORIGINAL BUDGET	2020 LAST REVISED BUDGET	3/31/2020 ACTUAL YEAR TO DATE	2020 ESTIMATED REMAINING FOR YEAR	2020 PROJECTED ACTUAL AT YEAR END	2020 %CHANGE LAST ADOPTED BUD VS. PROJECTED ACTUAL RESULT AT YEAR END	2021 APPROVED BUDGET	2021 %CHANGE PROJECTED ACTUAL VS. PROPOSED BUDGET
10020800 POLICE - CORRECTIONS									
10020800 500100	REGULAR SALARIES AND WAGES	$426,220	$415,720	$ 301,234	$114,486	$415,720	0%	$422,797	2%
10020800 500107	OVERTIME PAY	$20,000	$34,000	$ 31,501	$2,499	$34,000	0%	$35,000	3%
10020800 500114	CALL BACK PAY	$500	$500	$ -	$500	$500	0%	$500	0%
10020800 500121	HOLIDAY PAY	$10,000	$14,500	$ 11,792	$2,708	$14,500	0%	$10,000	-31%
10020800 500205	CELLULAR PHONE ALLOWANCE	$900	$900	$ 638	$263	$900	0%	$900	0%
10020800 500219	SOCIAL SECURITY/MEDICARE	$6,718	$6,718	$ 5,070	$1,648	$6,718	0%	$6,888	3%
10020800 500240	MUNICIPAL POLICE RETIREMENT	$140,472	$140,472	$ 97,026	$43,446	$140,472	0%	$144,719	3%
10020800 500247	GROUP HEALTH/LIFE/DENTAL INS	$95,550	$95,550	$ 69,863	$25,687	$95,550	0%	$107,250	12%
10020800 500261	WORKERS COMPENSATION INSURANC	$17,325	$17,325	$ 12,523	$4,802	$17,325	0%	$17,188	-1%
10020800 520586	MEDICAL AND DENTAL EXPENSES	$4,200	$5,700	$ 5,157	$543	$5,700	0%	$7,000	23%
10020800 520649	TRAVEL/EDUCATION & TRAINING	$2,000	$4,000	$ 3,038	$962	$4,000	0%	$2,000	-50%
10020800 530000	EQUIPMENT MAINTENANCE/REPAIRS	$4,000	$2,020	$ 130	$1,890	$2,020	0%	$4,000	98%
10020800 540000	OPERATING SUPPLIES	$40,000	$51,105	$ 39,106	$11,999	$51,105	0%	$50,000	-2%
10020800 540153	SUPPLIES-UNIFORMS AND RELATED	$3,500	$3,594	$ 3,147	$447	$3,594	0%	$3,500	-3%
10020800 540160	SUPPLIES-VEHICLES GAS/DIESEL	$10,000	$8,000	$ 5,012	$2,988	$8,000	0%	$10,000	25%
10020800 560592	STATE SUPPLEMENTAL PAY EXPENSE	$6,000	$6,000	$ 4,500	$1,500	$6,000	0%	$6,000	0%
10020800 560627	PRISONERS OFF SITE HOUSING	$1,000	$0	$ -	$0	$0	0%	$1,000	100%
TOTAL POLICE - CORRECTIONS		**$788,385**	**$806,104**	**$590,341**	**$215,763**	**$806,104**	0%	**$828,743**	3%
TOTAL POLICE DEPARTMENT		**$9,001,685**	**$9,063,476**	**$6,463,503**	**$2,542,873**	**$9,052,666**	0%	**$9,744,943**	8%

City of Hammond, Louisiana
Fiscal Year 2020-2021
Budget
General Fund

ACCOUNT	DESCRIPTION	2020 ORIGINAL BUDGET	2020 LAST REVISED BUDGET	3/31/2020 ACTUAL YEAR TO DATE	2020 ESTIMATED REMAINING FOR YEAR	2020 PROJECTED ACTUAL AT YEAR END	2020 %CHANGE LAST ADOPTED BUD VS. PROJECTED ACTUAL RESULT AT YEAR END	2021 APPROVED BUDGET	2021 %CHANGE PROJECTED ACTUAL VS. PROPOSED BUDGET
25 FIRE DEPARTMENT									
10025100 FIRE - ADMINISTRATION									
10025100 500100	REGULAR SALARIES AND WAGES	$360,300	$360,300	189,180.66	$171,119	$360,300	0%	$338,400	-6%
10025100 500107	OVERTIME PAY	$1,500	$1,500	322.83	$1,177	$1,500	0%	$1,500	0%
10025100 500114	CALL BACK PAY	$1,500	$1,500	1,215.20	$285	$1,500	0%	$1,500	0%
10025100 500205	CELLULAR PHONE ALLOWANCE	$3,600	$3,600	1,762.50	$1,838	$3,600	0%	$2,700	-25%
10025100 500219	SOCIAL SECURITY/MEDICARE	$29,900	$29,900	15,252.38	$14,648	$29,900	0%	$27,700	-7%
10025100 500233	FIREFIGHTERS RETIREMENT	$106,700	$86,700	36,955.11	$49,745	$86,700	0%	$89,200	3%
10025100 500247	GROUP HEALTH/LIFE/DENTAL INS	$36,800	$36,800	23,591.84	$13,208	$36,800	0%	$33,000	-10%
10025100 500261	WORKERS COMPENSATION INSURANC	$14,800	$14,800	7,549.79	$7,250	$14,800	0%	$10,600	-28%
10025100 520117	CONTRACT SERVICES	$35,000	$34,150	24,389.93	$9,760	$34,150	0%	$35,000	2%
10025100 520124	CONSULTANT SERVICES	$2,500	$2,500	0.00	$2,500	$2,500	0%	$2,500	0%
10025100 520593	COMMUNICATION EXPENSE	$6,000	$6,000	4,857.44	$1,143	$6,000	0%	$6,000	0%
10025100 520649	TRAVEL/EDUCATION & TRAINING	$5,000	$5,000	1,725.83	$3,274	$5,000	0%	$5,000	0%
10025100 520902	DUES & SUBSCRIPTIONS	$6,000	$6,000	2,061.54	$3,938	$6,000	0%	$6,000	0%
10025100 530000	EQUIPMENT MAINTENANCE/REPAIRS	$5,000	$5,020	2,915.92	$2,104	$5,020	0%	$5,000	0%
10025100 540000	OPERATING SUPPLIES	$2,500	$3,500	3,450.00	$50	$3,500	0%	$2,500	-29%
10025100 540020	HAZMAT SUPPLIES	$3,000	$3,000	457.68	$2,542	$3,000	0%	$3,000	0%
10025100 540153	SUPPLIES-UNIFORMS AND RELATED	$3,000	$3,554	1,099.41	$2,455	$3,554	0%	$3,000	-16%
10025100 540160	SUPPLIES-VEHICLES GAS/DIESEL	$2,500	$2,500	1,790.83	$709	$2,500	0%	$2,500	0%
10025100 540174	UTILITIES-ELECTRICAL LIGHT/POW	$55,000	$55,000	47,120.47	$7,880	$55,000	0%	$60,000	9%
10025100 560592	STATE SUPPLEMENTAL PAY EXPENSE	$24,000	$24,000	18,000.00	$6,000	$24,000	0%	$18,000	-25%
10025100 560753	DUMPSTER EXPENSE	$2,000	$2,000	1,133.32	$867	$2,000	0%	$2,000	0%
10025100 570000	FIXED ASSETS ($500 +)	$2,000	$2,000	0.00	$2,000	$2,000	0%	$2,000	0%
TOTAL FIRE - ADMINISTRATION		**$708,600**	**$689,324**	**$384,833**	**$304,491**	**$689,324**	0%	**$657,100**	-5%

City of Hammond, Louisiana
Fiscal Year 2020-2021
Budget
General Fund

ACCOUNT	DESCRIPTION	2020 ORIGINAL BUDGET	2020 LAST REVISED BUDGET	3/31/2020 ACTUAL YEAR TO DATE	2020 ESTIMATED REMAINING FOR YEAR	2020 PROJECTED ACTUAL AT YEAR END	2020 %CHANGE LAST ADOPTED BUD VS. PROJECTED ACTUAL RESULT AT YEAR END	2021 APPROVED BUDGET	2021 %CHANGE PROJECTED ACTUAL VS. PROPOSED BUDGET
10025400 FIRE - FIREFIGHTING									
10025400 500100	REGULAR SALARIES AND WAGES	$2,407,300	$2,407,300	1,793,631.39	$613,669	$2,407,300	0%	$2,623,500	9%
10025400 500107	OVERTIME PAY	$12,000	$20,000	17,326.33	$2,674	$20,000	0%	$20,000	0%
10025400 500114	CALL BACK PAY	$20,000	$14,121	10,590.54	$3,530	$14,121	0%	$20,000	42%
10025400 500117	SCHEDULED OVERTIME	$145,000	$145,000	111,614.32	$33,386	$145,000	0%	$145,000	0%
10025400 500121	HOLIDAY PAY	$85,000	$85,379	85,378.97	$0	$85,379	0%	$95,000	11%
10025400 500205	CELLULAR PHONE ALLOWANCE	$21,600	$21,600	15,337.50	$6,263	$21,600	0%	$22,500	4%
10025400 500219	SOCIAL SECURITY/MEDICARE	$229,000	$229,000	167,486.31	$61,514	$229,000	0%	$248,300	8%
10025400 500233	FIREFIGHTERS RETIREMENT	$821,800	$781,800	525,223.89	$256,576	$781,800	0%	$982,200	26%
10025400 500247	GROUP HEALTH/LIFE/DENTAL INS	$419,000	$419,000	324,057.13	$94,943	$419,000	0%	$478,500	14%
10025400 500261	WORKERS COMPENSATION INSURANC	$112,900	$112,900	84,085.09	$28,815	$112,900	0%	$122,600	9%
10025400 520649	TRAVEL/EDUCATION & TRAINING	$20,000	$21,806	18,409.56	$3,396	$21,806	0%	$25,000	15%
10025400 530000	EQUIPMENT MAINTENANCE/REPAIRS	$60,000	$127,392	93,733.08	$33,659	$127,392	0%	$80,000	-37%
10025400 530143	MAINTENANCE-BUILDINGS/GROUNDS	$50,000	$47,660	40,667.65	$6,992	$47,660	0%	$50,000	5%
10025400 540000	OPERATING SUPPLIES	$20,000	$20,573	15,222.65	$5,350	$20,573	0%	$20,000	-3%
10025400 540153	SUPPLIES-UNIFORMS AND RELATED	$20,000	$24,269	16,590.63	$7,678	$24,269	0%	$20,000	-18%
10025400 540160	SUPPLIES-VEHICLES GAS/DIESEL	$33,000	$33,000	24,191.42	$8,809	$33,000	0%	$33,000	0%
10025400 540167	SMALL TOOLS AND EQUIPMENT	$12,000	$22,941	21,840.86	$1,100	$22,941	0%	$12,000	-48%
10025400 560592	STATE SUPPLEMENTAL PAY EXPENSE	$324,000	$324,000	239,915.00	$84,085	$324,000	0%	$342,000	6%
10025400 570000	FIXED ASSET PURCHASES	$2,500	$15,201	15,200.96	$0	$15,201	0%	$2,500	-84%
TOTAL FIRE - FIREFIGHTING		**$4,815,100**	**$4,872,942**	**$3,620,503**	**$1,252,439**	**$4,872,942**	0%	**$5,342,100**	10%

City of Hammond, Louisiana
Fiscal Year 2020-2021
Budget
General Fund

ACCOUNT	DESCRIPTION	2020 ORIGINAL BUDGET	2020 LAST REVISED BUDGET	3/31/2020 ACTUAL YEAR TO DATE	2020 ESTIMATED REMAINING FOR YEAR	2020 PROJECTED ACTUAL AT YEAR END	2020 %CHANGE LAST ADOPTED BUD VS. PROJECTED ACTUAL RESULT AT YEAR END	2021 APPROVED BUDGET	2021 %CHANGE PROJECTED ACTUAL VS. PROPOSED BUDGET
10025600 FIRE - PREVENTION									
10025600 500100	REGULAR SALARIES AND WAGES	$185,600	$185,600	120,294.24	$65,306	$185,600	0%	$158,800	-14%
10025600 500107	OVERTIME PAY	$1,700	$2,300	2,215.67	$84	$2,300	0%	$1,700	-26%
10025600 500114	CALL BACK PAY	$12,300	$11,365	8,331.89	$3,033	$11,365	0%	$8,200	-28%
10025600 500121	HOLIDAY PAY	$0	$335	335.11	$0	$335	0%	$500	49%
10025600 500205	CELLULAR PHONE ALLOWANCE	$2,700	$2,700	1,462.50	$1,238	$2,700	0%	$2,700	0%
10025600 500219	SOCIAL SECURITY/MEDICARE	$16,900	$16,900	10,830.64	$6,069	$16,900	0%	$14,500	-14%
10025600 500233	FIREFIGHTERS RETIREMENT	$56,500	$56,500	33,844.98	$22,655	$56,500	0%	$59,900	6%
10025600 500247	GROUP HEALTH/LIFE/DENTAL INS	$22,100	$22,100	13,086.11	$9,014	$22,100	0%	$24,800	12%
10025600 500261	WORKERS COMPENSATION INSURANC	$8,500	$8,500	5,399.51	$3,100	$8,500	0%	$7,400	-13%
10025600 520649	TRAVEL/EDUCATION & TRAINING	$5,000	$5,485	3,634.25	$1,851	$5,485	0%	$5,000	-9%
10025600 520902	DUES & SUBSCRIPTIONS	$1,500	$1,675	230.00	$1,445	$1,675	0%	$1,500	-10%
10025600 530000	EQUIPMENT MAINTENANCE/REPAIRS	$2,500	$3,083	605.59	$2,477	$3,083	0%	$2,500	-19%
10025600 540000	OPERATING SUPPLIES	$3,000	$3,000	673.57	$2,326	$3,000	0%	$3,000	0%
10025600 540153	SUPPLIES-UNIFORMS AND RELATED	$1,800	$2,708	1,642.65	$1,065	$2,708	0%	$1,800	-34%
10025600 540160	SUPPLIES-VEHICLES GAS/DIESEL	$7,000	$7,000	2,936.95	$4,063	$7,000	0%	$7,000	0%
10025600 540167	SMALL TOOLS AND EQUIPMENT	$1,000	$1,397	702.39	$695	$1,397	0%	$1,000	-28%
10025600 560592	STATE SUPPLEMENTAL PAY EXPENSE	$18,000	$18,000	14,750.00	$3,250	$18,000	0%	$18,000	0%
TOTAL FIRE - PREVENTION		**$346,100**	**$348,648**	**$220,976**	**$127,672**	**$348,648**	0%	**$318,300**	-9%
TOTAL FIRE DEPARTMENT		**$5,869,800**	**$5,910,914**	**$4,226,312**	**$1,684,602**	**$5,910,914**	0%	**$6,317,500**	7%

City of Hammond, Louisiana
Fiscal Year 2020-2021
Budget
General Fund

ACCOUNT	DESCRIPTION	2020 ORIGINAL BUDGET	2020 LAST REVISED BUDGET	3/31/2020 ACTUAL YEAR TO DATE	2020 ESTIMATED REMAINING FOR YEAR	2020 PROJECTED ACTUAL AT YEAR END	2020 %CHANGE LAST ADOPTED BUD VS. PROJECTED ACTUAL RESULT AT YEAR END	2021 APPROVED BUDGET	2021 %CHANGE PROJECTED ACTUAL VS. PROPOSED BUDGET
28 BUILDING DEPARTMENT & PLANNING & GIS									
10028100 500100	REGULAR SALARIES AND WAGES	$427,400	$407,400	273,225.06	$134,175	$407,400	0%	$454,000	11%
10028100 500107	OVERTIME PAY	$1,000	$3,000	2,705.73	$294	$3,000	0%	$1,100	-63%
10028100 500114	CALL BACK PAY	$500	$500	251.00	$249	$500	0%	$600	20%
10028100 500205	CELLULAR PHONE ALLOWANCE	$4,500	$4,500	3,187.50	$1,313	$4,500	0%	$4,500	0%
10028100 500212	AUTO ALLOWANCE	$24,000	$24,000	17,000.00	$7,000	$24,000	0%	$24,000	0%
10028100 500219	SOCIAL SECURITY/MEDICARE	$35,000	$35,000	21,889.47	$13,111	$35,000	0%	$37,100	6%
10028100 500226	MUNICIPAL EMPLOYEES RETIREMENT	$118,600	$118,600	75,651.13	$42,949	$118,600	0%	$134,000	13%
10028100 500247	GROUP HEALTH/LIFE/DENTAL INS	$73,500	$73,500	43,732.12	$29,768	$73,500	0%	$90,800	24%
10028100 500261	WORKERS COMPENSATION INSURANC	$18,300	$18,300	13,832.32	$4,468	$18,300	0%	$18,700	2%
10028100 520117	CONTRACT SERVICES	$0	$20,000	11,538.10	$8,462	$20,000	0%	$0	-100%
10016110 520347	MAPS AND SURVEYS	$2,000	$0	0.00	$0	$0	0%	$2,000	100%
10028100 520425	DEMOLITION COSTS	$75,000	$95,355	21,590.00	$73,765	$95,355	0%	$75,000	-21%
10028100 520593	COMMUNICATION EXPENSE	$2,000	$4,201	3,960.99	$240	$4,201	0%	$5,000	19%
10028100 520649	TRAVEL/EDUCATION & TRAINING	$10,000	$10,000	2,534.11	$7,466	$10,000	0%	$10,000	0%
10028100 520902	DUES & SUBSCRIPTIONS	$5,500	$5,550	3,421.00	$2,129	$5,550	0%	$5,500	-1%
10028100 530000	EQUIPMENT MAINTENANCE/REPAIRS	$25,000	$25,000	12,940.91	$12,059	$25,000	0%	$25,000	0%
10028100 540000	OPERATING SUPPLIES	$17,000	$16,240	6,601.29	$9,639	$16,240	0%	$17,000	5%
10028100 540153	SUPPLIES-UNIFORMS AND RELATED	$1,000	$1,995	1,111.38	$884	$1,995	0%	$1,000	-50%
10028100 540160	SUPPLIES-VEHICLES GAS/DIESEL	$1,500	$1,500	577.49	$923	$1,500	0%	$1,500	0%
10028100 540167	SMALL TOOLS AND EQUIPMENT	$2,000	$4,294	91.99	$4,202	$4,294	0%	$2,000	100%
10028100 560298	RECORDING COST	$30,000	$23,500	4,420.00	$19,080	$23,500	0%	$30,000	28%
10028100 560795	GRASS CUTTING EXPENSES	$25,000	$25,000	11,675.00	$13,325	$25,000	0%	$25,000	0%
10028100 570000	FIXED ASSET	$0	$8,000	2,086.80	$5,913	$8,000	0%	$0	-100%
10028100 570265	PARKING AREA IMPROVEMENTS	$15,000	$15,000	0.00	$15,000	$15,000	0%	$10,000	-33%
TOTAL BUILDING DEPARTMENT		**$913,800**	**$940,434**	**$534,023**	**$406,412**	**$940,434**	**0%**	**$973,800**	**4%**

City of Hammond, Louisiana
Fiscal Year 2020-2021
Budget
General Fund

ACCOUNT	DESCRIPTION	2020 ORIGINAL BUDGET	2020 LAST REVISED BUDGET	3/31/2020 ACTUAL YEAR TO DATE	2020 ESTIMATED REMAINING FOR YEAR	2020 PROJECTED ACTUAL AT YEAR END	2020 %CHANGE LAST ADOPTED BUD VS. PROJECTED ACTUAL RESULT AT YEAR END	2021 APPROVED BUDGET	2021 %CHANGE PROJECTED ACTUAL VS. PROPOSED BUDGET
10028500 BUILDING MAINTENANCE									
10028500 500100	REGULAR SALARIES AND WAGES	$0	$0	0.00	$0	$0	0%	$166,700	100%
10028500 500107	OVERTIME PAY	$0	$0	0.00	$0	$0	0%	$3,000	100%
10028500 500114	CALL BACK PAY	$0	$0	0.00	$0	$0	0%	$200	100%
10028500 500205	CELLULAR PHONE ALLOWANCE	$0	$0	637.50	-$637	$0	0%	$900	100%
10028500 500219	SOCIAL SECURITY/MEDICARE	$18,300	$18,300	7,548.96	$10,751	$18,300	0%	$13,100	-28%
10028500 500226	MUNICIPAL EMPLOYEES RETIREMENT	$65,000	$65,000	27,387.34	$37,613	$65,000	0%	$49,200	-24%
10028500 500247	GROUP HEALTH/LIFE/DENTAL INS	$44,100	$44,100	18,408.79	$25,691	$44,100	0%	$33,000	-25%
10028500 500261	WORKERS COMPENSATION INSURANC	$21,200	$21,200	9,091.97	$12,108	$21,200	0%	$15,100	-29%
10028500 530000	EQUIPMENT MAINTENANCE/REPAIRS	$10,000	$10,000	700.63	$9,299	$10,000	0%	$10,000	0%
10028500 530129	MAINTENANCE-SIDEWALKS	$40,000	$41,891	13,845.66	$28,045	$41,891	0%	$40,000	100%
10028500 530143	MAINTENANCE-BUILDINGS/GROUNDS	$70,000	$72,087	52,994.19	$19,093	$72,087	0%	$70,000	-3%
10028500 540160	SUPPLIES-VEHICLES GAS/DIESEL	$5,000	$5,000	3,099.41	$1,901	$5,000	0%	$5,000	100%
10028500 540167	SMALL TOOLS AND EQUIPMENT	$3,500	$4,250	2,658.31	$1,592	$4,250	0%	$3,500	-18%
TOTAL BUILDING DEPARTMENT		**$277,100**	**$281,828**	$136,373	$145,455	$281,828	0%	**$409,700**	45%
TOTAL BUILDING AND MAINTENANCE		**$1,190,900**	**$1,222,262**	**$670,396**	**$551,867**	**$1,222,262**	0%	**$1,383,500**	**13%**

City of Hammond, Louisiana
Fiscal Year 2020-2021
Budget
General Fund

ACCOUNT	DESCRIPTION	2020 ORIGINAL BUDGET	2020 LAST REVISED BUDGET	3/31/2020 ACTUAL YEAR TO DATE	2020 ESTIMATED REMAINING FOR YEAR	2020 PROJECTED ACTUAL AT YEAR END	2020 %CHANGE LAST ADOPTED BUD VS. PROJECTED ACTUAL RESULT AT YEAR END	2021 APPROVED BUDGET	2021 %CHANGE PROJECTED ACTUAL VS. PROPOSED BUDGET
10015300 PUBLIC WORKS - GARAGE									
10015300 500100	REGULAR SALARIES AND WAGES	$155,400	$155,400	110,376.84	$45,023	$155,400	0%	$158,600	2%
10015300 500107	OVERTIME PAY	$1,500	$1,500	375.57	$1,124	$1,500	0%	$1,500	0%
10015300 500205	CELLULAR PHONE ALLOWANCE	$900	$900	637.50	$263	$900	0%	$900	0%
10015300 500212	AUTO ALLOWANCE	$6,000	$6,000	4,250.00	$1,750	$6,000	0%	$6,000	0%
10015300 500219	SOCIAL SECURITY/MEDICARE	$12,600	$12,600	8,832.05	$3,768	$12,600	0%	$12,800	2%
10015300 500226	MUNICIPAL EMPLOYEES RETIREMENT	$43,200	$43,200	30,568.77	$12,631	$43,200	0%	$46,800	8%
10015300 500247	GROUP HEALTH/LIFE/DENTAL INS	$29,400	$29,400	22,526.15	$6,874	$29,400	0%	$33,000	12%
10015300 500261	WORKERS COMPENSATION INSURANC	$6,500	$6,500	4,609.22	$1,891	$6,500	0%	$6,700	3%
10015300 520593	COMMUNICATION EXPENSE	$500	$500	360.09	$140	$500	0%	$500	0%
10015300 520649	TRAVEL/EDUCATION & TRAINING	$3,000	$4,608	1,632.99	$2,975	$4,608	0%	$3,000	-35%
10015300 530000	EQUIPMENT MAINTENANCE/REPAIRS	$4,000	$4,000	2,945.60	$1,054	$4,000	0%	$4,000	0%
10015300 540000	OPERATING SUPPLIES	$5,000	$5,050	3,249.94	$1,800	$5,050	0%	$5,000	-1%
10015300 540153	SUPPLIES-UNIFORMS AND RELATED	$2,500	$2,500	2,432.75	$67	$2,500	0%	$3,000	20%
10015300 540160	SUPPLIES-VEHICLES GAS/DIESEL	$1,500	$1,500	288.76	$1,211	$1,500	0%	$1,500	0%
10015300 540167	SMALL TOOLS AND EQUIPMENT	$5,000	$5,364	4,150.37	$1,214	$5,364	0%	$5,000	-7%
10015300 570000	FIXED ASSET PURCHASES	$6,500	$6,500	1,300.00	$5,200	$6,500	0%	$6,500	0%
TOTAL PUBLIC WORKS - GARAGE		**$283,500**	**$285,522**	**$198,537**	**$86,985**	**$285,522**	**0%**	**$294,800**	**3%**

City of Hammond, Louisiana
Fiscal Year 2020-2021
Budget
General Fund

ACCOUNT	DESCRIPTION	2020 ORIGINAL BUDGET	2020 LAST REVISED BUDGET	3/31/2020 ACTUAL YEAR TO DATE	2020 ESTIMATED REMAINING FOR YEAR	2020 PROJECTED ACTUAL AT YEAR END	2020 %CHANGE LAST ADOPTED BUD VS. PROJECTED ACTUAL RESULT AT YEAR END	2021 APPROVED BUDGET	2021 %CHANGE PROJECTED ACTUAL VS. PROPOSED BUDGET
10030000 PUBLIC WORKS -STREETS DEPARTMENT									
10030000 500100	REGULAR SALARIES AND WAGES	$606,500	$606,000	459,205.55	$146,794	$606,000	0%	$693,400	14%
10030000 500107	OVERTIME PAY	$25,000	$25,000	11,300.72	$13,699	$25,000	0%	$24,500	-2%
10030000 500114	CALL BACK PAY	$5,200	$5,200	2,179.50	$3,021	$5,200	0%	$5,200	0%
10030000 500121	HOLIDAY PAY	$0	$500	319.53	$180	$500	0%	$500	0%
10030000 500205	CELLULAR PHONE ALLOWANCE	$1,800	$1,800	1,275.00	$525	$1,800	0%	$1,800	0%
10030000 500212	AUTO ALLOWANCE	$6,000	$6,000	4,250.00	$1,750	$6,000	0%	$6,000	0%
10030000 500219	SOCIAL SECURITY/MEDICARE	$49,300	$49,300	36,313.16	$12,987	$49,300	0%	$56,000	14%
10030000 500226	MUNICIPAL EMPLOYEES RETIREMENT	$168,300	$168,300	126,189.15	$42,111	$168,300	0%	$204,600	22%
10030000 500247	GROUP HEALTH/LIFE/DENTAL INS	$110,300	$110,300	87,597.73	$22,702	$110,300	0%	$140,300	27%
10030000 500261	WORKERS COMPENSATION INSURANC	$51,500	$51,500	39,113.50	$12,387	$51,500	0%	$59,200	15%
10030000 520117	CONTR SERV-STREET SWEEPING	$14,000	$14,000	0.00	$14,000	$14,000	0%	$14,000	0%
10030000 520124	CONSULTANT SERVICES	$100,000	$91,680	19,738.74	$71,941	$91,680	0%	$50,000	-45%
10030000 520593	COMMUNICATION EXPENSE	$8,500	$8,500	5,979.17	$2,521	$8,500	0%	$8,500	0%
10030000 520649	TRAVEL/EDUCATION & TRAINING	$4,000	$4,100	3,308.24	$792	$4,100	0%	$4,000	-2%
10030000 530000	EQUIPMENT MAINTENANCE/REPAIRS	$70,000	$89,597	57,636.20	$31,961	$89,597	0%	$70,000	-22%
10030000 530143	MAINTENANCE-BUILDINGS/GROUNDS	$0	$1,760	0.00	$1,760	$1,760	0%	$0	-100%
10030000 530199	MAINTENANCE-RAILROADS	$0	$12,775	7,475.00	$5,300	$12,775	0%	$50,000	291%
10030000 540000	OPERATING SUPPLIES	$70,000	$74,972	46,760.40	$28,212	$74,972	0%	$70,000	-7%
10030000 540153	SUPPLIES-UNIFORMS AND RELATED	$11,500	$11,940	8,698.44	$3,242	$11,940	0%	$11,500	-4%
10030000 540160	SUPPLIES-VEHICLES GAS/DIESEL	$35,000	$35,000	18,931.14	$16,069	$35,000	0%	$35,000	0%
10030000 540167	SMALL TOOLS AND EQUIPMENT	$5,000	$5,000	4,925.73	$74	$5,000	0%	$5,000	0%
10030000 540174	UTILITIES-ELECTRICAL LIGHT/POW	$120,000	$120,000	95,407.16	$24,593	$120,000	0%	$120,000	0%
10030000 540178	INTERSTATE LIGHTING EXPENSE	$25,000	$25,000	20,076.44	$4,924	$25,000	0%	$25,000	0%
10030000 540181	STREET & TRAFFIC LIGHT EXPENSE	$400,000	$400,229	232,925.88	$167,303	$400,229	0%	$400,000	0%
10030000 560354	TIPPING FEES	$15,000	$15,080	5,911.34	$9,169	$15,080	0%	$15,000	-1%
10030000 560567	STORM WATER EXPENSE	$40,000	$65,581	23,950.44	$41,631	$65,581	0%	$40,000	-39%
10030000 560753	DUMPSTER EXPENSE	$25,000	$25,000	21,703.08	$3,297	$25,000	0%	$35,000	40%
10030000 570000	FIXED ASSET PURCHASES	$10,000	$10,000	0.00	$10,000	$10,000	0%	$10,000	0%
10030000 570316	MISCELLANEOUS IMP. STRIPPING	$15,000	$33,996	20,707.74	$13,288	$33,996	0%	$15,000	-56%
TOTAL PUBLIC WORKS - STREETS DEPT		**$1,991,900**	**$2,068,110**	**$1,361,879**	**$706,231**	**$2,068,110**	0%	**$2,169,500**	5%
10030100 PUBLIC WORKS -CARPENTRY									
10030100 500100	REGULAR SALARIES AND WAGES	$234,300	$234,300	100,383.70	$133,916	$234,300	0%	$0	-100%
10030100 500107	OVERTIME PAY	$3,000	$3,000	1,672.01	$1,328	$3,000	0%	$0	-100%
10030100 500114	CALL BACK PAY	$200	$200	141.00	$59	$200	0%	$0	-100%
10030100 500205	CELLULAR PHONE ALLOWANCE	$900	$900	637.50	$263	$900	0%	$0	-100%
10030100 500219	SOCIAL SECURITY/MEDICARE	$18,300	$18,300	7,548.96	$10,751	$18,300	0%	$0	-100%
10030100 500226	MUNICIPAL EMPLOYEES RETIREMENT	$65,000	$65,000	27,387.34	$37,613	$65,000	0%	$0	-100%
10030100 500247	GROUP HEALTH/LIFE/DENTAL INS	$44,100	$44,100	18,408.79	$25,691	$44,100	0%	$0	-100%
10030100 500261	WORKERS COMPENSATION INSURANC	$21,200	$21,200	9,091.97	$12,108	$21,200	0%	$0	-100%
TOTAL PUBLIC WORKS - CARPENTRY		**$387,000**	**$387,000**	$165,271	$221,729	$387,000	0%	**$0**	-100%
TOTAL PUBLIC WORKS - STREETS DEPT & CARPENTRY		**$2,378,900**	**$2,455,110**	**$1,527,150**	**$927,960**	**$2,455,110**	0%	**$2,169,500**	**-12%**

City of Hammond, Louisiana
Fiscal Year 2020-2021
Budget
General Fund

ACCOUNT	DESCRIPTION	2020 ORIGINAL BUDGET	2020 LAST REVISED BUDGET	3/31/2020 ACTUAL YEAR TO DATE	2020 ESTIMATED REMAINING FOR YEAR	2020 PROJECTED ACTUAL AT YEAR END	2020 %CHANGE LAST ADOPTED BUD VS. PROJECTED ACTUAL RESULT AT YEAR END	2021 APPROVED BUDGET	2021 %CHANGE PROJECTED ACTUAL VS. PROPOSED BUDGET
10032000 PUBLIC WORKS - PARKS AND GROUNDS									
10032000 500100	REGULAR SALARIES AND WAGES	$667,360	$666,160	423,377.89	$242,782	$666,160	0%	$701,532	5%
10032000 500107	OVERTIME PAY	$25,000	$25,000	19,553.65	$5,446	$25,000	0%	$25,000	0%
10032000 500114	CALL BACK PAY	$1,500	$1,500	1,407.28	$93	$1,500	0%	$1,500	0%
10032000 500121	HOLIDAY PAY	$3,000	$3,000	3,135.42	-$135	$3,000	0%	$3,500	17%
10032000 500205	CELLULAR PHONE ALLOWANCE	$1,800	$1,800	1,275.00	$525	$1,800	0%	$1,800	0%
10032000 500219	SOCIAL SECURITY/MEDICARE	$53,448	$53,448	34,277.30	$19,171	$53,448	0%	$56,100	5%
10032000 500226	MUNICIPAL EMPLOYEES RETIREMENT	$185,193	$185,193	115,662.21	$69,531	$185,193	0%	$200,333	8%
10032000 500247	GROUP HEALTH/LIFE/DENTAL INS	$161,700	$161,700	111,442.40	$50,258	$161,700	0%	$181,500	12%
10032000 500261	WORKERS COMPENSATION INSURANC	$38,276	$38,276	23,744.70	$14,531	$38,276	0%	$40,231	5%
10032000 520593	COMMUNICATION EXPENSE	$5,000	$5,000	3,790.94	$1,209	$5,000	0%	$5,000	0%
10032000 520649	TRAVEL/EDUCATION & TRAINING	$2,500	$2,500	50.00	$2,450	$2,500	0%	$2,500	0%
10032000 520943	CONTRACT SERVICES-	$15,000	$15,000	12,819.29	$2,181	$15,000	0%	$15,000	0%
10032000 530000	EQUIPMENT MAINTENANCE/REPAIRS	$40,000	$50,410	41,160.56	$9,249	$50,410	0%	$50,000	-1%
10032000 540000	OPERATING SUPPLIES	$40,000	$36,143	12,139.46	$24,004	$36,143	0%	$40,000	11%
10032000 540153	SUPPLIES-UNIFORMS AND RELATED	$7,000	$8,200	7,555.19	$645	$8,200	0%	$9,000	10%
10032000 540160	SUPPLIES-VEHICLES GAS/DIESEL	$28,000	$25,000	16,635.37	$8,365	$25,000	0%	$28,000	12%
10032000 540167	SMALL TOOLS AND EQUIPMENT	$11,000	$11,694	9,301.51	$2,392	$11,694	0%	$11,000	-6%
10032000 540174	UTILITIES-ELECTRICAL LIGHT/POW	$30,000	$30,000	22,499.88	$7,500	$30,000	0%	$30,000	0%
10032000 570000	FIXED ASSETS ($500 +)	$30,000	$63,630	33,630.40	$30,000	$63,630	0%	$50,000	-21%
TOTAL PUBLIC WORKS - GROUNDS DEPT		**$1,345,777**	**$1,383,655**	**$893,458**	**$486,920**	**$1,380,378**	0%	**$1,451,995**	5%

City of Hammond, Louisiana
Fiscal Year 2020-2021
Budget
General Fund

ACCOUNT	DESCRIPTION	2020 ORIGINAL BUDGET	2020 LAST REVISED BUDGET	3/31/2020 ACTUAL YEAR TO DATE	2020 ESTIMATED REMAINING FOR YEAR	2020 PROJECTED ACTUAL AT YEAR END	2020 %CHANGE LAST ADOPTED BUD VS. PROJECTED ACTUAL RESULT AT YEAR END	2021 APPROVED BUDGET	2021 %CHANGE PROJECTED ACTUAL VS. PROPOSED BUDGET
PUBLIC WORKS - SANITATION		$1,290,960	$1,290,960	$797,941	$493,019	$1,290,960	0%	$1,000,000	-23%
10034000 520677	CONTRACT-GARBAGE COLLECTION	**$1,290,960**	**$1,290,960**	**$797,941**	**$493,019**	**$1,290,960**	**0%**	**$1,000,000**	**-23%**
TOTAL SANITATION									

City of Hammond, Louisiana
Fiscal Year 2020-2021
Budget
General Fund

ACCOUNT	DESCRIPTION	2020 ORIGINAL BUDGET	2020 LAST REVISED BUDGET	3/31/2020 ACTUAL YEAR TO DATE	2020 ESTIMATED REMAINING FOR YEAR	2020 PROJECTED ACTUAL AT YEAR END	2020 %CHANGE LAST ADOPTED BUD VS. PROJECTED ACTUAL RESULT AT YEAR END	2021 APPROVED BUDGET	2021 %CHANGE PROJECTED ACTUAL VS. PROPOSED BUDGET
10038000 AIRPORT									
10038000 500100	REGULAR SALARIES AND WAGES	$207,742	$206,242	146,621.28	$59,621	$206,242	0%	$214,104	4%
10038000 500107	OVERTIME PAY	$3,000	$3,500	3,303.32	$197	$3,500	0%	$3,000	-14%
10038000 500114	CALL BACK PAY	$0	$500	278.48	$222	$500	0%	$0	-100%
10038000 500121	HOLIDAY PAY	$0	$500	161.69	$338	$500	0%	$0	-100%
10038000 500205	CELLULAR PHONE ALLOWANCE	$900	$900	637.50	$263	$900	0%	$900	0%
10038000 500212	AUTO ALLOWANCE	$6,000	$6,000	4,250.00	$1,750	$6,000	0%	$6,000	0%
10038000 500219	SOCIAL SECURITY/MEDICARE	$16,650	$16,650	11,712.39	$4,938	$16,650	0%	$17,136	3%
10038000 500226	MUNICIPAL EMPLOYEES RETIREMENT	$57,648	$57,648	39,647.42	$18,001	$57,648	0%	$63,161	10%
10038000 500247	GROUP HEALTH/LIFE/DENTAL INS	$36,750	$36,750	20,825.51	$15,924	$36,750	0%	$41,250	12%
10038000 500261	WORKERS COMPENSATION INSURANC	$4,902	$4,902	3,513.29	$1,389	$4,902	0%	$4,870	-1%
10038000 520117	CONTRACT SERVICES	$7,500	$11,000	9,777.08	$1,223	$11,000	0%	$15,000	36%
10038000 520649	TRAVEL/EDUCATION & TRAINING	$3,000	$3,000	118.31	$2,882	$3,000	0%	$3,000	0%
10038000 520902	DUES & SUBSCRIPTIONS	$2,000	$3,350	3,350.00	$0	$3,350	0%	$5,000	49%
10038000 530000	EQUIPMENT MAINTENANCE/REPAIRS	$20,000	$27,185	26,412.48	$773	$27,185	0%	$20,000	-26%
10038000 530136	MAINTENANCE-AIRFIELD	$50,000	$45,884	20,128.59	$25,755	$45,884	0%	$50,000	9%
10038000 530143	MAINTENANCE-BUILDINGS/GROUNDS	$5,000	$7,425	5,141.55	$2,283	$7,425	0%	$5,000	-33%
10038000 540000	OPERATING SUPPLIES	$8,000	$5,012	4,048.16	$964	$5,012	0%	$8,000	60%
10038000 540153	SUPPLIES-UNIFORMS AND RELATED	$2,000	$2,469	1,270.84	$1,198	$2,469	0%	$2,000	-19%
10038000 540160	SUPPLIES-VEHICLES GAS/DIESEL	$5,000	$5,000	4,969.33	$31	$5,000	0%	$7,000	40%
10038000 540167	SMALL TOOLS AND EQUIPMENT	$4,000	$4,293	393.31	$3,900	$4,293	0%	$4,000	-7%
10038000 540174	UTILITIES-ELECTRICAL LIGHT/POW	$35,000	$35,000	23,612.92	$11,387	$35,000	0%	$35,000	0%
10038000 570000	FIXED ASSETS ($500 +)	$6,000	$6,000	0.00	$6,000	$6,000	0%	$0	-100%
TOTAL AIRPORT		**$481,092**	**$489,210**	**$330,173**	**$159,037**	**$489,210**	0%	**$504,420**	**3%**

City of Hammond, Louisiana
Fiscal Year 2020-2021
Budget
General Fund

ACCOUNT	DESCRIPTION	2020 ORIGINAL BUDGET	2020 LAST REVISED BUDGET	3/31/2020 ACTUAL YEAR TO DATE	2020 ESTIMATED REMAINING FOR YEAR	2020 PROJECTED ACTUAL AT YEAR END	2020 %CHANGE LAST ADOPTED BUD VS. PROJECTED ACTUAL RESULT AT YEAR END	2021 APPROVED BUDGET	2021 %CHANGE PROJECTED ACTUAL VS. PROPOSED BUDGET
RECREATION EXPENDITURES									
10050100 RECREATION - ADMINISTRATION									
10050100 500100	REGULAR SALARIES AND WAGES	$270,409	$270,409	194,535.23	$75,874	$270,409	0%	$289,339	7%
10050100 500107	OVERTIME PAY	$1,000	$1,000	73.81	$926	$1,000	0%	$1,000	0%
10050100 500121	HOLIDAY PAY	$500	$500	132.42	$368	$500	0%	$500	0%
10050100 500205	CELLULAR PHONE ALLOWANCE	$1,800	$1,800	1,275.00	$525	$1,800	0%	$1,800	0%
10050100 500212	AUTO ALLOWANCE	$12,000	$12,000	8,500.00	$3,500	$12,000	0%	$12,000	0%
10050100 500219	SOCIAL SECURITY/MEDICARE	$21,742	$21,742	15,376.03	$6,366	$21,742	0%	$23,190	7%
10050100 500226	MUNICIPAL EMPLOYEES RETIREMENT	$63,383	$63,383	43,421.62	$19,961	$63,383	0%	$77,095	22%
10050100 500247	GROUP HEALTH/LIFE/DENTAL INS	$51,450	$51,450	37,197.65	$14,252	$51,450	0%	$66,000	28%
10050100 500261	WORKERS COMPENSATION INSURANC	$3,661	$3,661	2,569.71	$1,091	$3,661	0%	$4,809	31%
10050100 520649	TRAVEL/EDUCATION & TRAINING	$1,000	$1,800	1,701.18	$99	$1,800	0%	$1,000	-44%
10050100 520902	DUES & SUBSCRIPTIONS	$0	$290	287.00	$3	$290	0%	$500	72%
10050100 530143	MAINTENANCE-BUILDINGS/GROUNDS	$45,000	$47,131	23,511.23	$23,620	$47,131	0%	$45,000	-5%
10050100 540000	OPERATING SUPPLIES	$0	$291	291.06	$0	$291	0%	$0	-100%
10050100 540160	SUPPLIES-VEHICLES GAS/DIESEL	$2,000	$2,000	1,698.04	$302	$2,000	0%	$3,000	50%
10050100 540174	UTILITIES-ELECTRICAL LIGHT/POW	$80,000	$80,000	61,767.00	$18,233	$80,000	0%	$85,000	6%
10050100 560875	VETERANS BREAKFAST	$5,000	$5,000	1,305.47	$3,695	$5,000	0%	$5,000	0%
TOTAL RECREATION - ADMINISTR		**$558,945**	**$562,457**	**$393,642**	**$168,815**	**$562,457**	0%	**$615,233**	9%
10050500 RECREATION - PROGRAMS									
10050500 500100	REGULAR SALARIES AND WAGES	$146,300	$146,300	82,351.53	$63,948	$146,300	0%	$117,300	-20%
10050500 500219	SOCIAL SECURITY/MEDICARE	$11,200	$11,200	6,253.65	$4,946	$11,200	0%	$9,000	-20%
10050500 500261	WORKERS COMPENSATION INSURANC	$5,000	$5,000	2,503.43	$2,497	$5,000	0%	$4,000	-20%
10050500 520614	ADVERTISING	$4,000	$2,619	1,512.29	$1,107	$2,619	0%	$4,000	53%
10050500 530000	EQUIPMENT MAINTENANCE/REPAIRS	$2,000	$2,761	1,466.58	$1,294	$2,761	0%	$2,000	-28%
10050500 530127	MAINTENANCE-SKATEPARK	$1,000	$1,000	0.00	$1,000	$1,000	0%	$1,000	0%
10050500 540000	OPERATING SUPPLIES	$8,000	$9,274	6,604.60	$2,669	$9,274	0%	$8,000	-14%
10050500 540125	SUPPLIES - SWIMMING POOLS	$12,000	$12,000	1,522.59	$10,477	$12,000	0%	$55,000	358%
10050500 540153	SUPPLIES-UNIFORMS AND RELATED	$1,500	$1,500	0.00	$1,500	$1,500	0%	$1,500	0%
10050500 540167	SMALL TOOLS AND EQUIPMENT	$2,500	$3,358	1,373.88	$1,984	$3,358	0%	$2,500	-26%
10050500 560131	AFTER SCHOOL CARE PROGRAM	$75,000	$75,000	39,813.91	$35,186	$75,000	0%	$75,000	0%
TOTAL RECREATION - PROGRAM		**$268,500**	**$270,011**	**$143,402**	**$126,610**	**$270,012**	0%	**$279,300**	3%
10050538 SENIOR PROGRAMS									
10050538 560130	PROGRAM EXPENSE	$10,000	$10,000	$5,116	$4,884	$10,000	0%	$10,000	0%
10050542 YOUTH SPORTS PROGRANS									
10050542 560130	PROGRAM EXPENSE	$80,000	$80,000	$25,116	$54,884	$80,000	0%	$80,000	0%
10050546 ADULT SPORTS PROGRAM									
10050546 560130	PROGRAM EXPENSE	$20,000	$20,000	$7,033	$12,967	$20,000	0%	$20,000	0%
TOTAL RECREATION PROGRAM EXPENSES		**$110,000**	**$110,000**	**$37,266**	**$72,734**	**$110,000**	**0%**	**$110,000**	0%

City of Hammond, Louisiana
Fiscal Year 2020-2021
Budget
General Fund

ACCOUNT	DESCRIPTION	2020 ORIGINAL BUDGET	2020 LAST REVISED BUDGET	3/31/2020 ACTUAL YEAR TO DATE	2020 ESTIMATED REMAINING FOR YEAR	2020 PROJECTED ACTUAL AT YEAR END	2020 %CHANGE LAST ADOPTED BUD VS. PROJECTED ACTUAL RESULT AT YEAR END	2021 APPROVED BUDGET	2021 %CHANGE PROJECTED ACTUAL VS. PROPOSED BUDGET
10050800 ZEMURRAY CHRISTMAS LIGHTS									
10050800 560550	TRAIN EXPENSE	$1,500	$1,500	$0	$1,500	$1,500	0%	$1,500	0%
10050800 560648	GEN OPERATING EXPENSE	$25,000	$25,958	$24,389	$1,569	$25,958	0%	$25,000	-4%
TOTAL ZEMURRAY CHRISTMAS LIG		**$26,500**	**$27,458**	**$24,389**	**$3,069**	**$27,458**	**0%**	**$26,500**	**-3%**
TOTAL RECREATIO	**TOTAL RECREATION DEPARTMENT**	**$963,945**	**$969,926**	**$598,699**	**$371,228**	**$969,927**	**0%**	**$1,031,033**	**6%**

City of Hammond, Louisiana
Fiscal Year 2020-2021
Budget
General Fund

ACCOUNT	DESCRIPTION	2020 ORIGINAL BUDGET	2020 LAST REVISED BUDGET	3/31/2020 ACTUAL YEAR TO DATE	2020 ESTIMATED REMAINING FOR YEAR	2020 PROJECTED ACTUAL AT YEAR END	2020 %CHANGE LAST ADOPTED BUD VS. PROJECTED ACTUAL RESULT AT YEAR END	2021 APPROVED BUDGET	2021 %CHANGE PROJECTED ACTUAL VS. PROPOSED BUDGET
1009300-570400	CAPITAL EXPENDITURES	$700,000	$700,000	$463,754	$236,246	$700,000	0%	$650,000	-7%
59 OTHER FINANCING USES									
10095000 590171	TRANSFER TO POLICE MILLAGE	$435,000	$435,000	$435,000	$0	$435,000	0%	$445,000	2%
10095000 590178	TRANSFER TO FIRE MILLAGE	$435,000	$435,000	$435,000	$0	$435,000	0%	$445,000	2%
10095000 590234	TRANSFER TO WC/LIAB INS FUND	$800,000	$800,000	$800,000	$0	$800,000	0%	$800,000	0%
10095000 590237	TRANSFER TO HEALTH INSURANCE	$400,000	$500,000	$500,000	$0	$500,000	0%	$535,000	7%
10095000 590273	TRANSFER TO WITNESS FUND	$15,000	$15,000	$15,000	$0	$15,000	0%	$15,000	0%
10095000 590278	LIMITED TAX 2011 BOND	$465,600	$465,600	$465,600	$0	$465,600	0%	$465,600	0%
10095000 590283	TRANSFER TO CAPITAL PROJECTS	$0	$0	$0	$0	$0	0%	$0	-100%
10095000 590297	TRANSFER TO LAW ENFORCEMENT	$0	$13,758	$0	$13,758	$13,758	0%	$0	-100%
10095000 590350	TRANSFER TO GRANT MATCH FUND	$250,000	$250,000	$250,000	$0	$250,000	0%	$250,000	0%
TOTAL OTHER FINANCING USES		**$2,800,600**	**$2,914,358**	**$2,900,600**	**$13,758**	**$2,914,358**	0%	**$2,955,600**	**1%**
TOTAL EXPENDITURES		**$30,366,011**	**$30,762,411**	**$22,090,724**	**$8,610,852**	**$30,735,753**	0%	**$32,123,746**	**$29,168,146**
Ending Fund Balance		**$1,017,716**						**$46,884**	

City of Hammond, Louisiana
2020-2021 Budget
Sales Tax Fund

ACCOUNT	DESCRIPTION	2020 ORIGINAL BUDGET	2020 LAST REVISED BUDGET	3/31/2020 ACTUAL YEAR TO DATE	2020 ESTIMATED REMAINING FOR YEAR	2020 PROJECTED ACTUAL AT YEAR END	2020 %CHANGE LAST ADOPTED BUD VS. PROJECTED ACTUAL RESULT AT YEAR END	2021 APPROVED BUDGET	2021 %CHANGE PROJECTED ACTUAL VS. PROPOSED BUDGET
Beginning Fund Balance		$700,000	$928,926					$745,000	
Revenues									
2030100-401080	Sales and Use Taxes	$20,500,000	$20,500,000	$12,302,390	$8,197,610	$20,500,000	0%	$20,500,000	0%
2030100-450050	Interest Earnings	$10,000	$10,000	$3,068	$2,932	$6,000	-40%	$5,000	-17%
2030100-460235	Miscellaneous Revenue	$0	$0	$0	$0	$0	0%	$0	0%
***** Total Revenues *****		**$20,510,000**	**$20,510,000**	**$12,305,458**	**$8,200,542**	**$20,506,000**	0%	**$20,505,000**	0%
Expenditures									
20315300-570141	Garage Request	$0	$0	$0	$0	$0	0%	$53,000	100%
20315700-570000	Data Processing Requests	$27,000	$54,225	$0	$54,225	$54,225	0%	$0	-100%
20315800-570200	Gen Administration Requests	$0	$0	$0	$0	$0	0%	$130,000	100%
20330000-570141	Street Requests	$166,500	$166,500	$0	$166,500	$166,500	0%	$60,000	-64%
20338000-570000	Airport Request	$0	$0	$0	$0	$0	0%	$70,000	100%
20350000-570197	Recreation Requests	$130,661	$130,661	$0	$130,661	$130,661	0%	$100,000	100%
2039300-570400	Capital expenditures	$1,756,000	$1,783,000	$1,227,000	$556,000	$1,783,000	0%	$1,077,000	-40%
***** Total Expenditures *****		**$2,080,161**	**$2,134,936**	**$1,227,000**	**$907,386**	**$2,134,386**	0%	**$1,490,000**	-30%
Transfers Out									
20395000-590105	Transfer to ST 15 Bond Fund	$1,303,067	$1,303,067	$1,303,067	$0	$1,303,067	0%	$1,096,304	-16%
20395000-590185	Transfer to Airport Capital project Fund	$0	$0	$0	$0	$0	0%	$0	-100%
20395000-590269	Transfer to General Fund	$17,800,000	$17,800,000	$10,704,000	$7,096,000	$17,800,000	0%	$18,500,000	4%
***** Total Transfers Out *****		**$19,103,067**	**$19,103,067**	**$12,007,067**	**$7,096,000**	**$19,103,067**	0%	**$19,596,304**	3%
Total Sales Tax Fund		**$21,183,228**	**$21,238,003**	**$13,234,067**	**$8,003,386**	**$21,237,453**	**0%**	**$21,086,304**	**-1%**
Ending Fund Balance		**$26,772**						**$163,696**	

City of Hammond, Louisiana
Fiscal Year 2020-2021 Budget
Emergency Fund

ACCOUNT	DESCRIPTION	2020 ORIGINAL BUDGET	2020 LAST REVISED BUDGET	3/31/2020 ACTUAL YEAR TO DATE	2020 ESTIMATED REMAINING FOR YEAR	2020 PROJECTED ACTUAL AT YEAR END	2020 %CHANGE LAST ADOPTED BUD VS. PROJECTED ACTUAL RESULT AT YEAR END	2021 APPROVED BUDGET	2021 %CHANGE PROJECTED ACTUAL VS. PROPOSED BUDGET
Beginning Fund Balance		$1,240,000	$1,248,795					$1,260,000	
Revenues									
2040100-450050	Interest Earnings	$15,000	$15,000	$8,882	$6,118	$15,000	0%	$12,000	-20%
***** Total Revenues ****		**$15,000**	**$15,000**	**$8,882**	**$6,118**	**$15,000**	0%	**$12,000**	-20%
Transfers In									
2040900-491015	Transfers From Sales Tax	$0	$0	$0	$0	$0	0%	$0	0%
***** Total Transfers In *****		**$0**	**$0**	**$0**	**$0**	**$0**	0%	$0	0%
Expenditures									
	Transfer to General Fund								
***** Total Expenditures *****		**$0**	**$0**	**$0**	**$0**	**$0**	0%	**$0**	0%
Ending Fund Balance		$1,255,000							
								$1,272,000	

CITY OF HAMOND, LA
FISCAL YEAR 2020-2021 BUDGET
COURT AWARDED ASSETS

ACCOUNT	DESCRIPTION	2020 ORIGINAL BUDGET	2020 LAST REVISED BUDGET	3/31/2020 ACTUAL YEAR TO DATE	2020 ESTIMATED REMAINING FOR YEAR	2020 PROJECTED ACTUAL AT YEAR END	2020 %CHANGE LAST ADOPTED BUD VS. PROJECTED ACTUAL RESULT AT YEAR END	2021 APPROVED BUDGET	2021 %CHANGE PROJECTED ACTUAL VS. PROPOSED BUDGET
Beginning Fund Balance		$320,000	$375,106					$500,000	
Revenues									
2050100-440080	Court Awarded Seized Asse	$100,000	$100,000	$0	$100,000	$100,000	0%	$75,000	-25%
2050100-440085	Court Awarded-Local/St	$20,000	$20,000	$17,279	$2,721	$20,000	0%	$20,000	0%
2050100-450050	Interest Revenue	$7,000	$7,000	$4,866	$2,134	$7,000	0%	$7,000	0%
***** Total Revenues *****		**$127,000**	**$127,000**	**$22,145**	**$104,855**	**$127,000**	0%	**$102,000**	-20%
Expenditures									
20520100-520590	Lease /Rent	$115,000	$115,000	$26,510	$88,491	$115,000	0%	$115,000	0%
20520100-540167	Small Tools & Equipments	$120,000	$114,035	$6,146	$107,889	$114,035	0%	$120,000	5%
20520100-570141	Building Improvements	$60,000	$60,000	$0	$60,000	$60,000	0%	$60,000	0%
20520300-540168	Electrical Equipments	$25,000	$25,000	$3,843	$21,157	$25,000	0%	$25,000	0%
20520300-560326	Miscellaneous Expense	$2,000	$2,000	$0	$2,000	$2,000	0%	$2,000	0%
20520300-570000	Fixed Asset	$0	$10,650	$10,647	$3	$10,650	0%	$20,000	88%
***** Total Expenditures *****		**$322,000**	**$326,685**	**$47,146**	**$279,539**	**$326,685**	0%	**$342,000**	5%
Transfers Out									
20595000-590290	Transfer to Grant Fund	$0	$0	$0	$0	$0	0%	$0	0%
***** Total Transfers Out *****		**$0**	**$0**	**$0**	**$0**	**$0**	**0%**	**$0**	0%
Ending Fund Balance		$125,000						$260,000	

City of Hammond, Louisiana
2020-2021 Budget
Downtown Development District Fund

	A	B	C	D	E	F	G	H	I	J
1			2020	2020	3/31/2020	2020	2020	2020	2021	2021
2	ACCOUNT	DESCRIPTION	ORIGINAL BUDGET	LAST REVISED BUDGET	ACTUAL YEAR TO DATE	ESTIMATED REMAINING FOR YEAR	PROJECTED ACTUAL AT YEAR END	%CHANGE LAST ADOPTED BUD VS. PROJECTED ACTUAL RESULT AT YEAR END	APPROVED BUDGET	%CHANGE PROJECTED ACTUAL VS. PROPOSED BUDGET
3	Beginning Fund Balance		$750,000	$770,358					$795,000	
4	**Revenues**									
5	2070100-401050	Property Taxes - Current Year	$304,872	$304,872	$281,290	$23,582	$304,872	0%	$305,000	0%
6	2070100-450050	Interest Earnings	$8,000	$8,000	$8,856	$144	$9,000	13%	$9,000	0%
7	2070100-460191	Farmers' Market	$13,000	$13,000	$14,488	$112	$14,600	12%	$16,000	10%
8	2070100-460194	Promotional Fees/Charges	$37,000	$37,000	$37,201	$1,299	$38,500	4%	$0	-100%
9	***** Total Revenues *****		**$362,872**	**$362,872**	**$341,834**	**$22,829**	**$364,663**	0%	**$330,000**	0%
11	**Expenditures**									
12	20775100-500100	Regular Salaries and Wages	$78,917	$78,917	$64,453	$14,464	$78,917	0%	$113,000	43%
13	20775100 500205	Cell Phone Allowance	$0	$0	0.00	$0	$0	0%	$1,800	100%
14	20775100-500219	Social Security/Medicare	$6,037	$6,037	$4,926	$1,111	$6,037	0%	$7,521	25%
15	20775100-500226	Municipal Employees Retirement	$20,789	$20,789	$13,614	$7,175	$20,789	0%	$26,000	25%
16	20775100-500247	Health & Life Insurance	$14,700	$14,700	$8,841	$5,859	$14,700	0%	$16,500	12%
17	20775100-500261	Workers Compensation Insurance	$316	$316	$257	$59	$316	0%	$450	42%
18	20775100-520117	Contract Services	$8,307	$8,307	$5,546	$2,761	$8,307	0%	$8,062	-3%
19	20775100-520215	Legal Expenses	$3,000	$3,000	$496	$2,504	$3,000	0%	$2,000	-33%
20	20775100-520288	General Liability	$5,066	$5,066	$5,001	$65	$5,066	0%	$5,066	0%
21	20775100-520299	Master Plan Update	$0	$0	$31,677	-$31,677	$0	0%	$0	0%
22	20775100-520315	Website Development	$700	$700	$232	$468	$700	0%	$700	0%
23	20775100-520509	Unemployment Expense	$1,000	$1,000	$0	$1,000	$1,000	0%	$1,000	0%
24	20775100-520593	Communication Expense	$500	$500	$320	$180	$500	0%	$500	0%
25	20775100-520614	Advertising/Branding	$27,000	$27,000	$17,780	$9,220	$27,000	0%	$25,000	-7%
26	20775100-520616	Events	$38,539	$42,539	$41,557	$982	$42,539	0%	$5,000	-88%
27	20775100- 520621	Promotions	$15,000	$11,000	$0	$11,000	$11,000	0%	$5,000	-55%
28	20775100-520649	Travel, Education & Training	$3,000	$3,000	$2,499	$501	$3,000	0%	$4,000	33%
29	20775100-520902	Dues/Subscriptions	$2,500	$2,500	$0	$2,500	$2,500	0%	$3,000	20%
30	20775100-520908	Publication of Legal Notices	$500	$500	$0	$500	$500	0%	$600	20%
31	20775100-520950	Lease/Rent Agreements	$2,700	$2,700	$2,025	$675	$2,700	0%	$2,700	0%
32	20775100-530115	Maintenance-Janitorial	$1,600	$1,600	$528	$1,072	$1,600	0%	$1,600	0%
33	20775100-530143	Maintenance Buildings/Grounds	$5,000	$5,000	$4,337	$663	$5,000	0%	$3,000	-40%
34	20775100-540153	Supplies & Uniforms	$1,200	$1,200	$681	$519	$1,200	0%	$1,000	-17%
35	20775100-540174	Utilities - Electric & Gas	$3,500	$3,500	$2,458	$1,042	$3,500	0%	$3,500	0%
36	20775100-560648	General Operating Expenses	$4,000	$4,092	$4,978	-$886	$4,092	0%	$6,000	47%
37	20775100-560902	Farmer's Market Expense	$7,000	$7,000	$2,643	$4,357	$7,000	0%	$5,000	-29%
38	20775100-570000	Fixed Asset	$8,000	$8,000	$1,616	$6,384	$8,000	0%	$2,000	-75%
39	20775100-570148	Facade Improvements	$10,000	$10,000	$9,463	$538	$10,000	0%	$10,000	0%
40	20775100-570165	Residential Eastside	$6,000	$6,000	$0	$6,000	$6,000	0%	$2,500	-58%
41	20775100-570167	Residential Westside	$6,000	$6,000	$0	$6,000	$6,000	0%	$2,500	-58%
42	20775100-570176	Landscaping	$15,000	$15,000	$3,495	$11,505	$15,000	0%	$3,500	-77%
43	20775100-570346	Lighting	$4,000	$4,000	$0	$4,000	$4,000	0%	$1,500	-63%
44	***** Total Expenditures *****		**$299,871**	**$299,963**	**$229,420**	**$70,543**	**$299,963**	**0%**	**$270,000**	-10%
45	**Transfers Out**									
46	20795000-590277	Transfer to LT Debt service fund	$63,000	$63,000	$63,000	$0	$63,000	0%	$60,000	-5%
47	***** Total Transfers Out *****		**$63,000**	**$63,000**	**$63,000**	**$0**	**$63,000**	**$0**	**$60,000**	-5%
49	Total Downtown Development		$362,871	$362,963	$292,420	$70,543	$362,963	$0	$330,000	-9%
50	**Ending Fund Balance**		$750,001						$795,000	

Fiscal Year 2020-2021 Budget
Grant Match Fund

ACCOUNT	DESCRIPTION	2020 ORIGINAL BUDGET	2020 LAST REVISED BUDGET	3/31/2020 ACTUAL YEAR TO DATE	2020 ESTIMATED REMAINING FOR YEAR	2020 PROJECTED ACTUAL AT YEAR END	2020 %CHANGE LAST ADOPTED BUD VS. PROJECTED ACTUAL RESULT AT YEAR END	2021 APPROVED BUDGET	2021 %CHANGE PROJECTED ACTUAL VS. PROPOSED BUDGET
Beginning Fund Balance		$173,000	$172,777					$325,000	
Revenues									
2080100-450050	Interest Earnings	$3,000	$3,000	$2,642	$358	$3,000	0%	$3,000	0%
***** Total Revenues ****		**$3,000**	**$3,000**	**$2,642**	**$358**	**$3,000**	0%	**$3,000**	0%
Transfers In									
2080900-491045	Transfer from General Fund	$250,000	$250,000	$250,000	$0	$250,000	0%	$250,000	0%
2080900-491084	Transfer from Share Grant Fund	$0	$0	$2,177	$0	$2,177	100%	$0	-100%
***** Total Transfers In *****		**$250,000**	**$250,000**	**$252,177**	**$0**	**$252,177**	1%	**$250,000**	-1%
Expenditures									
20895000-590350	Grant Match	$426,000	$426,000	$95,000	$331,000	$426,000	0%	$426,000	0%
20895000-590283	Transfer To Capital Projetc Fund	$0	$0	$0	$0	$0	0%		0%
***** Total Expenditures *****		**$426,000**	**$426,000**	**$95,000**	**$331,000**	**$426,000**	0%	**$426,000**	0%
Ending Fund Balance		$4,500						$152,000	

City of Hammond, Louisiana
Fiscal Year 2020-2021 Budget
Fire Millage Fund

ACCOUNT	DESCRIPTION	2020 ORIGINAL BUDGET	2020 LAST REVISED BUDGET	3/31/2020 ACTUAL YEAR TO DATE	2020 ESTIMATED REMAINING FOR YEAR	2020 PROJECTED ACTUAL AT YEAR END	2020 %CHANGE LAST ADOPTED BUD VS. PROJECTED ACTUAL	2021 APPROVED BUDGET	2021 %CHANGE PROJECTED ACTUAL VS. PROPOSED BUDGET
Beginning Fund Balance		**$756,338**	**$778,636**					**$995,000**	
Revenues									
2090100 450050	Interest Earnings	$12,000	$12,000	$10,516	$1,484	$12,000	0%	$12,000	0%
***** Total Revenues *****		**$12,000**	**$12,000**	**$10,516**	**$1,484**	**$12,000**	0%	**$12,000**	0%
Transfers In									
2090900 491045	Transfer From Gen Fund - Proper	$435,000	$435,000	$435,000	$0	$435,000	0%	$445,000	2%
***** Total Transfers In *****		**$435,000**	**$435,000**	**$435,000**	**$0**	**$435,000**	0%	**$445,000**	2%
Expenditures									
20925000-540167	Small Tools and Equipment	$30,000	$75,848	$47,198	$28,650	$75,848	0%	$75,000.00	-1%
20925000-560634	Grant Match	$75,000	$50,000	$0	$50,000	$50,000	0%	$50,000.00	0%
20925000-570000	Fixed Assets ($1000 +)	$800,000	$800,000	$59,365	$740,635	$800,000	0%	$1,200,000.00	50%
20925000-570141	Building Improvements	$120,000	$100,000	$3,500	$96,500	$100,000	0%	$120,000.00	20%
***** Total Expenditures *****		**$1,025,000**	**$1,025,848**	**$110,063**	**$915,785**	**$1,025,848**	0%	**$1,445,000.00**	41%
Transfers Out									
20995000-590290	Transfer to Grant Fund	$0	$0	$0	$0	$0	0%	$0	0%
									0%
***** Total Transfers Out *****		**$0**	**$0**	$0	**$0**	**$0**	0%	**$0**	0%
Ending Fund Balance		$178,338						$7,000	

City of Hammond, Louisiana
Fiscal Year 2020-2021 Budget
Police Millage Fund

ACCOUNT	DESCRIPTION	2020 ORIGINAL BUDGET	2020 LAST REVISED BUDGET	3/31/2020 ACTUAL YEAR TO DATE	2020 ESTIMATED REMAINING FOR YEAR	2020 PROJECTED ACTUAL AT YEAR END	2020 %CHANGE LAST ADOPTED BUD VS. PROJECTED ACTUAL RESULT AT	2021 APPROVED BUDGET	2021 %CHANGE PROJECTED ACTUAL VS. PROPOSED BUDGET
Beginning Fund Balance		$19,925	$287,436					$375,000	
Revenues									
2100100-450050	Interest Earnings	$4,000	$4,000	$1,770	$2,230	$4,000	0%	$2,500	-38%
***** Total Revenues *****		**$4,000**	**$4,000**	**$1,770**	**$2,230**	**$4,000**	0%	**$2,500**	-38%
Transfers In									
2100900-491045	Transfer Fr General Fund - Property Tax	$435,000	$435,000	$435,000	$0	$435,000	0%	$445,000	2%
***** Total Transfers In *****		**$435,000**	**$435,000**	**$435,000**	**$0**	**$435,000**	0%	**$445,000**	2%
Expenditures									
21020000-540167	Small Tools and Equipment	$20,000	$20,600	$8,220	$12,380	$20,600	0%	$20,000	-3%
21020000-570000	Fixed Assets ($1000 +)	$420,000	$669,058	$293,620	$375,438	$669,058	0%	$480,000	-28%
***** Total Expenditures *****		**$440,000**	**$689,658**	**$301,840**	**$387,818**	**$689,658**	0%	**$500,000**	-28%
Transfers Out		$0	$0	$0	$0	$0	0%	$0	0%
***** Total Expenditures *****		**$440,000**	**$689,658**	**$301,840**	**$387,818**	**$689,658**	0%	$500,000	-28%
Ending Fund Balance		$18,925						$322,500	

City of Hammond, La
Fiscal Year 2020-2021 Budget
Department of Motor Vehicle Fund

ACCOUNT	DESCRIPTION	2020 ORIGINAL BUDGET	2020 LAST REVISED BUDGET	3/31/2020 ACTUAL YEAR TO DATE	2020 ESTIMATED REMAINING FOR YEAR	2020 PROJECTED ACTUAL AT YEAR END	2020 LAST ADOPTED BUD VS. PROJECTED ACTUAL RESULT AT	2021 APPROVED BUDGET	2021 %CHANGE PROJECTED ACTUAL VS. PROPOSED BUDGET
Beginning Fund Balance		$39,000	$44,048					**$34,000**	
Revenues									
2370100-450050	Interest Earnings	$400	$400	$423	$77	$500	25%	$500	0%
2370100-431835	Motor Vehicle Collection Fee	$62,500	$62,500	$34,023	$28,477	$62,500	0%	$50,000	-20%
***** Total Revenues ****		**$62,900**	**$62,900**	**$34,446**	**$28,554**	**$63,000**	0%	**$50,500**	-20%
Expenditures									
2372000-520950	Lease/ rent	$37,500	$37,500	$31,220	$6,280	$37,500	0%	$37,500	0%
2372000-530115	Janitorial	$12,250	$12,250	$9,180	$3,070	$12,250	0%	$12,250	0%
2372000-540174	Utility/Light	$8,000	$8,000	$5,549	$2,451	$8,000	0%	$8,000	0%
2372000-560327	Misc. Expense DMV	$2,000	$2,000	$270	$1,730	$2,000	0%	$2,000	0%
***** Total Expenditures *****		**$59,750**	**$59,750**	**$46,219**	**$13,531**	**$59,750**	0%	**59,750**	0%
Ending Fund Balance		$42,150						**24,750**	

City of Hammond, Louisiana
Fiscal Year 2020-2021
Limited Tax 2011 Bond

ACCOUNT	DESCRIPTION	2020 ORIGINAL BUDGET	2020 LAST REVISED BUDGET	3/31/2020 ACTUAL YEAR TO DATE	2020 ESTIMATED REMAINING FOR YEAR	2020 PROJECTED ACTUAL AT YEAR END	2020 %CHANGE LAST ADOPTED BUD VS. PROJECTED ACTUAL RESULT AT YEAR END	2021 APPROVED BUDGET	2021 %CHANGE PROJECTED ACTUAL VS. PROPOSED BUDGET
Beginning Fund Balance		**$258,000**	**$260,588**					**$270,000**	
Revenues									
3110100.450050	Interest Earnings	$4,000	$4,000	$3,463	$537	$4,000	0%	$4,000	0%
*** Total Revenues ***		$4,000	$4,000	$3,463	$537	$4,000	0%	$4,000	0%
Transfers In									
3110900.491045	Transfer from General Func	$465,600	$465,600	$465,600	$0	$465,600	0%	$465,600	0%
***** Total Transfers In *****		$465,600	$465,600	$465,600	$0	$465,600	0%	**$465,600**	0%
Expenditures									
31185000.580163	Bond Principal Payments - 2	$420,000	$420,000	$420,000	$0	$420,000	0%	$435,000	4%
31185000.580215	Interest Payments -2011	$39,243	$39,243	$22,289	$16,955	$39,243	0%	$28,385	-28%
31185000.580266	Paying Agent Fees	$500	$500	$350	$150	$500	0%	$500	0%
***** Total Expenditures *****		459,743	459,743	442,639	17,105	459,743	0%	**$463,885**	1%
Ending Fund Balance		**$267,857**						$275,715	

City of Hammond, Louisiana
Fiscal Year 2020-2021
Sales Tax Series 2015

ACCOUNT	DESCRIPTION	2020 ORIGINAL BUDGET	2020 LAST REVISED BUDGET	3/31/2020 ACTUAL YEAR TO DATE	2020 ESTIMATED REMAINING FOR YEAR	2020 PROJECTED ACTUAL AT YEAR END	2020 %CHANGE LAST ADOPTED BUD VS. PROJECTED ACTUAL RESULT AT YEAR END	2021 APPROVED BUDGET	2021 %CHANGE PROJECTED ACTUAL VS. PROPOSED BUDGET
Beginning Fund Balance		**$864,000**	**$869,490**	$869,490				**$605,000**	
Revenues									
3140100.450050	Interest Earnings	$10,000	$10,000	$7,896	$2,104	$10,000	0%	$10,000	0%
***** Total Revenues *****		$10,000	$10,000	$7,896	$2,104	$10,000	0%	$10,000	0%
Transfers In									
3140900.491015	Transfer from Sales Tax	$1,303,067	$1,303,067	$1,303,067	$0	$1,303,067	0%	$1,096,304	-16%
***** Total Transfers In *****		$1,303,067	$1,303,067	$1,303,067	$0	$1,303,067	0%	**$1,096,304**	-16%
Expenditures									
31485000.580221	Bond Principal Payments	$1,275,000	$1,275,000	$1,275,000	$0	$1,275,000	0%	$815,000	-36%
31485000.580226	Interest Payments -2014	$300,650	$300,650	$300,650	$0	$300,650	0%	$262,925	-13%
31485000.580266	Paying Agent Fees	$1,200	$1,200	$200	$1,000	$1,200	0%	$1,200	0%
***** Total Expenditures *****		1,576,850	1,576,850	1,575,850	1,000	1,576,850	0%	**$1,079,125**	-32%
Ending Fund Balance		**$600,217**						**$632,179**	

City of Hammond, Louisiana
Downtown Development District
Fiscal Year 2020-2021
Limited Tax 2018

ACCOUNT	DESCRIPTION	2020 ORIGINAL BUDGET	2020 LAST REVISED BUDGET	3/31/2020 ACTUAL YEAR TO DATE	2020 ESTIMATED REMAINING FOR YEAR	2020 PROJECTED ACTUAL AT YEAR END	2020 %CHANGE LAST ADOPTED BUD VS. PROJECTED ACTUAL RESULT AT YEAR END	2021 APPROVED BUDGET	2021 %CHANGE PROJECTED ACTUAL VS. PROPOSED BUDGET
Beginning Fund Balance		**$4,263**	**$3,468**					**$7,500**	
Revenues									
3220150-450050	Interest Earnings	$0	$0	$0	$0	$0	0%	$0	0%
***** Total Revenues *****		$0	$0	$0	$0	$0	0%	$0	0%
Transfers In									
3220900.491185	Transfer from DDD Fund	$63,000	$63,000	$63,000	$0	$63,000	0%	$60,000	-5%
***** Total Transfers In *****		$63,000	$63,000	$63,000	$0	$63,000	0%	**$60,000**	-5%
Expenditures									
32285000.580222	Principal Payments - 2018	$50,000	$50,000	$50,000	$0	$50,000	0%	$50,000	0%
32285000.580225	Interest Payments -2018	$9,000	$9,000	$9,000	$0	$9,000	0%	$9,000	0%
32285000.580266	Paying Agent Fees	$700	$700	$0	$700	$700	0%	$700	0%
32285000.580308	Bond Issuing Expense	$0	$0	$0	$0	$0	0%	$0	-100%
***** Total Expenditures *****		$59,700	59,700	59,000	700	59,700	0%	**$59,700**	0%
Ending Fund Balance		**$7,563**						$7,800	

City of Hammond, Louisiana
Fiscal Year 2020-2021 Budget
Water Sewer Fund

ACCOUNT	DESCRIPTION	2020 ORIGINAL BUDGET	2020 LAST REVISED BUDGET	3/31/2020 ACTUAL YEAR TO DATE	2020 ESTIMATED REMAINING FOR YEAR	2020 PROJECTED ACTUAL AT YEAR END	2020 %CHANGE LAST ADOPTED BUD VS. PROJECTED ACTUAL RESULT AT YEAR END	2021 APPROVED BUDGET	2021 %CHANGE PROJECTED ACTUAL VS. PROPOSED BUDGET
Beginning Fund Balance		$260,000	$260,000					**$125,000**	
REVENUES									
6100100 GENERAL REVENUES									
6100100 431140	SEWER CHARGES	$2,396,631	2,396,631	1,844,007.13	$552,624	$2,396,631	0%	$2,458,676	3%
6100100 431155	WATER CHARGES	1,198,315	1,198,315	993,323.06	$204,992	$1,198,315	0%	1,254,724	5%
6100100 431170	TAP IN FEES	22,000	22,000	9,485.50	$12,515	$22,000	0%	20,000	-9%
6100100 431175	MONTHLY USER FEE	576,000	576,000	430,031.22	$145,969	$576,000	0%	580,000	1%
6100100 431180	FIRE PROTECTION FEE	480	480	360.00	$120	$480	0%	480	0%
6100100 431185	RECONNECT FEE	20,000	20,000	7,900.00	$12,100	$20,000	0%	18,000	-10%
6100100 431200	METER SETTING FEES	5,000	5,000	1,113.08	$3,887	$5,000	0%	5,000	0%
6100100 431290	SEWER IMPACT FEES-CITY WIDE	80,000	80,000	19,895.00	$60,105	$80,000	0%	50,000	-38%
6100100 450050	INTEREST EARNINGS	7,000	7,000	618.10	$6,382	$7,000	0%	4,000	-43%
6100100 460055	RENT-NEXTEL CORP	92,000	92,000	81,534.75	$10,465	$92,000	0%	97,000	5%
6100100 460235	MISCELLANEOUS REVENUES	200,000	200,000	106,360.89	$93,639	$200,000	0%	170,000	-15%
6100100 460250	RECYCLING REVENUES	1,000	1,000	129.30	$871	$1,000	0%	1,000	0%
6100100 491150	SURPLUS PROPERTY SOLD	0	0	0.00	$0	$0	0%	0	0%
TOTAL WATER & SEWER REVENUES		4,598,426	4,598,426	3,494,758	1,103,668	4,598,426	0%	4,658,880	1%
6100900-491020	TRANSFER IN W&S CONST	0	0	0	0	0	0%	0	-100%
6100900-491035	TRANSFER IN DEBT SERVICE	**$0**	**$0**	**$0**	**$0**	**$0**	0%	0	-100%
TOTAL TRANSFER IN									

City of Hammond, Louisiana
Fiscal Year 2020-2021 Budget
Water Sewer Fund

ACCOUNT	DESCRIPTION	2020 ORIGINAL BUDGET	2020 LAST REVISED BUDGET	3/31/2020 ACTUAL YEAR TO DATE	2020 ESTIMATED REMAINING FOR YEAR	2020 PROJECTED ACTUAL AT YEAR END	2020 %CHANGE LAST ADOPTED BUD VS. PROJECTED ACTUAL RESULT AT YEAR END	2021 APPROVED BUDGET	2021 %CHANGE PROJECTED ACTUAL VS. PROPOSED BUDGET
36 WATER AND SEWER EXPENSES									
61036000 WATER & SEWER	**GENERAL**								
61036000 570000	61036000 570000 FIX ASSET	90,000	117,312	92,517.00	24,795	117,312	0%	50,000	0%
TOTAL WATER & SEWER GENERA		**$90,000**	**$117,312**	**$92,517**	**$24,795**	**$117,312**	0%	**$50,000**	0%
61036100 WATER & SEWER	**ADMINISTRATION**								
61036100 500100	REGULAR SALARIES AND WAGES	281,300	281,300	199,177.99	$82,122	$281,300	0%	$286,900	2%
61036100 500107	OVERTIME PAY	1,000	1,000	48.59	$951	$1,000	0%	$1,000	0%
61036100 500121	HOLIDAY PAY	100	100	0.00	$100	$100	0%	$100	0%
61036100 500205	CELLULAR PHONE ALLOWANCE	900	900	637.50	$263	$900	0%	$900	0%
61036100 500219	SOCIAL SECURITY/MEDICARE	21,700	21,700	14,811.19	$6,889	$21,700	0%	$22,200	2%
61036100 500226	MUNICIPAL EMPLOYEES RETIREMEI	78,100	78,100	55,271.98	$22,828	$78,100	0%	$84,700	8%
61036100 500247	GROUP HEALTH/LIFE/DENTAL INS	44,100	44,100	33,977.84	$10,122	$44,100	0%	$49,500	12%
61036100 500261	WORKERS COMPENSATION INSURA	3,300	3,300	2,301.09	$999	$3,300	0%	$3,300	0%
61036100 520117	CONTRACT SERVICES	5,000	5,000	0.00	$5,000	$5,000	0%	$0	-100%
61036100 520118	CONTRACT- COMITE RESOURCES	44,100	44,100	22,050.00	$22,050	$44,100	0%	$44,100	0%
61036100 520243	CONTRACT-METER READING	48,000	0	0.00	$0	$0	0%	$0	-100%
61036100 520593	COMMUNICATION EXPENSE	8,000	8,000	6,322.34	$1,678	$8,000	0%	$8,000	0%
61036100 520649	TRAVEL/EDUCATION & TRAINING	2,500	2,500	0.00	$2,500	$2,500	0%	$2,500	0%
61036100 520915	POSTAGE AND BOX RENT	48,000	48,000	33,207.17	$14,793	$48,000	0%	$48,000	0%
61036100 540000	OPERATING SUPPLIES	6,000	6,000	3,441.53	$2,558	$6,000	0%	$6,000	0%
61036100 540153	SUPPLIES-UNIFORMS AND RELATED	9,000	15,770	11,848.22	$3,922	$15,770	0%	$15,000	-5%
61036100 540160	SUPPLIES-VEHICLES GAS/DIESEL	1,500	1,500	911.81	$588	$1,500	0%	$1,500	0%
61036100 570000	FIXED ASSET	0	46,635	34,634.66	$12,000	$46,635	0%	$0	-100%
TOTAL WATER & SEWER ADMINI		**602,600**	**608,005**	**418,538**	**189,363**	**608,005**	**0%**	**573,700**	**-6%**

City of Hammond, Louisiana
Fiscal Year 2020-2021 Budget
Water Sewer Fund

ACCOUNT	DESCRIPTION	2020 ORIGINAL BUDGET	2020 LAST REVISED BUDGET	3/31/2020 ACTUAL YEAR TO DATE	2020 ESTIMATED REMAINING FOR YEAR	2020 PROJECTED ACTUAL AT YEAR END	2020 %CHANGE LAST ADOPTED BUD VS. PROJECTED ACTUAL RESULT AT YEAR END	2021 APPROVED BUDGET	2021 %CHANGE PROJECTED ACTUAL VS. PROPOSED BUDGET
61036300 WATER UTILITY									
61036300 500100	REGULAR SALARIES AND WAGES	656,500	656,500	451,642.57	$204,857	$656,500	0%	$747,000	14%
61036300 500107	OVERTIME PAY	4,000	5,500	4,055.59	$1,444	$5,500	0%	$5,000	-9%
61036300 500114	CALL BACK PAY	20,000	24,000	19,589.90	$4,410	$24,000	0%	$20,000	-17%
61036300 500121	HOLIDAY PAY	300	300	234.40	$66	$300	0%	$300	0%
61036300 500205	CELLULAR PHONE ALLOWANCE	900	900	637.50	$263	$900	0%	$900	0%
61036300 500219	SOCIAL SECURITY/MEDICARE	52,200	52,200	35,862.39	$16,338	$52,200	0%	$59,200	13%
61036300 500226	MUNICIPAL EMPLOYEES RETIREMEI	182,200	182,200	123,708.54	$58,491	$182,200	0%	$215,300	18%
61036300 500247	GROUP HEALTH/LIFE/DENTAL INS	147,000	147,000	99,269.92	$47,730	$147,000	0%	$181,500	23%
61036300 500261	WORKERS COMPENSATION INSURA	19,800	19,800	13,605.91	$6,194	$19,800	0%	$22,500	14%
61036300 520607	PAGER FEES	3,000	3,000	1,855.23	$1,145	$3,000	0%	$3,000	0%
61036300 520649	TRAVEL/EDUCATION & TRAINING	7,000	9,765	4,986.50	$4,779	$9,765	0%	$10,000	2%
61036300 520705	CONTRACT-MAINT WATER TANKS	100,000	100,000	75,789.15	$24,211	$100,000	0%	$120,000	20%
61036300 530000	EQUIPMENT MAINTENANCE/REPAIR	34,000	41,353	16,214.79	$25,138	$41,353	0%	$34,000	-18%
61036300 530155	MAINTENANCE LINES & PUMPS	140,000	217,173	145,800.58	$71,372	$217,173	0%	$175,000	-19%
61036300 540000	OPERATING SUPPLIES	75,000	85,155	74,102.88	$11,052	$85,155	0%	$90,000	6%
61036300 540160	SUPPLIES-VEHICLES GAS/DIESEL	30,000	30,000	23,257.42	$6,743	$30,000	0%	$35,000	17%
61036300 540167	SMALL TOOLS AND EQUIPMENT	10,000	11,836	8,394.64	$3,441	$11,836	0%	$10,000	-16%
61036300 540174	UTILITIES-ELECTRICAL LIGHT/POW	110,000	110,000	67,521.41	$42,479	$110,000	0%	$110,000	0%
61036300 540188	SUPPLIES - METERS	70,000	81,644	31,475.35	$50,169	$81,644	0%	$70,000	-14%
TOTAL WATER UTILITY		1,661,900	1,778,326	1,198,005	580,321	1,778,326	0%	$1,908,700	7%

City of Hammond, Louisiana
Fiscal Year 2020-2021 Budget
Water Sewer Fund

ACCOUNT	DESCRIPTION	2020 ORIGINAL BUDGET	2020 LAST REVISED BUDGET	3/31/2020 ACTUAL YEAR TO DATE	2020 ESTIMATED REMAINING FOR YEAR	2020 PROJECTED ACTUAL AT YEAR END	2020 %CHANGE LAST ADOPTED BUD VS. PROJECTED ACTUAL RESULT AT YEAR END	2021 APPROVED BUDGET	2021 %CHANGE PROJECTED ACTUAL VS. PROPOSED BUDGET
61036500 SEWER UTILITY									
61036500 500100	REGULAR SALARIES AND WAGES	249,500	249,500	146,747.87	$102,752	$249,500	0%	$211,500	-15%
61036500 500107	OVERTIME PAY	6,800	3,800	1,566.60	$2,233	$3,800	0%	$6,800	79%
61036500 500114	CALL BACK PAY	5,000	7,700	4,862.50	$2,838	$7,700	0%	$5,000	-35%
61036500 500121	HOLIDAY PAY	1,000	1,000	0.00	$1,000	$1,000	0%	$1,000	0%
61036500 500205	CELLULAR PHONE ALLOWANCE	900	900	637.50	$263	$900	0%	$900	0%
61036500 500219	SOCIAL SECURITY/MEDICARE	20,100	20,100	11,567.36	$8,533	$20,100	0%	$17,200	-14%
61036500 500226	MUNICIPAL EMPLOYEES RETIREMEI	69,300	69,300	40,722.60	$28,577	$69,300	0%	$62,400	-10%
61036500 500247	GROUP HEALTH/LIFE/DENTAL INS	51,500	51,500	33,681.10	$17,819	$51,500	0%	$49,500	-4%
61036500 500261	WORKERS COMPENSATION INSURA	7,600	7,600	4,778.04	$2,822	$7,600	0%	$6,400	-16%
61036500 520607	PAGER FEES	4,000	4,000	1,497.99	$2,502	$4,000	0%	$4,000	0%
61036500 520649	TRAVEL/EDUCATION & TRAINING	4,000	4,395	2,783.40	$1,612	$4,395	0%	$5,000	14%
61036500 520715	CONTRACT - LINE CLEANING	30,000	0	0.00	$0	$0	0%	$30,000	100%
61036500 530000	EQUIPMENT MAINTENANCE/REPAIR	25,000	25,000	14,680.28	$10,320	$25,000	0%	$25,000	0%
61036500 530153	MAINTENANCE-GENERATORS	60,000	64,719	30,007.87	$34,711	$64,719	0%	$60,000	-7%
61036500 530154	MAINTENANCE-SCADA	70,000	77,027	19,357.55	$57,669	$77,027	0%	$70,000	-9%
61036500 530155	MAINTENANCE LINES & PUMPS	80,000	87,100	67,587.15	$19,513	$87,100	0%	$80,000	-8%
61036500 540000	OPERATING SUPPLIES	4,000	3,304	3,202.75	$102	$3,304	0%	$4,000	21%
61036500 540160	SUPPLIES-VEHICLES GAS/DIESEL	14,000	17,148	10,417.64	$6,730	$17,148	0%	$14,000	-18%
61036500 540167	SMALL TOOLS AND EQUIPMENT	5,000	5,896	4,619.01	$1,277	$5,896	0%	$5,000	-15%
61036500 540174	UTILITIES-ELECTRICAL LIGHT/POW	90,000	90,000	61,977.26	$28,023	$90,000	0%	$90,000	0%
61036500 570000	FIXED ASSET PURCHASES	0	696	695.60	$0	$696	0%	$0	-100%
TOTAL SEWER UTILITY		$797,700	$790,685	$461,390	$329,248	$790,685	0%	$747,700	-5%

City of Hammond, Louisiana
Fiscal Year 2020-2021 Budget
Water Sewer Fund

ACCOUNT	DESCRIPTION	2020 ORIGINAL BUDGET	2020 LAST REVISED BUDGET	3/31/2020 ACTUAL YEAR TO DATE	2020 ESTIMATED REMAINING FOR YEAR	2020 PROJECTED ACTUAL AT YEAR END	2020 %CHANGE LAST ADOPTED BUD VS. PROJECTED ACTUAL RESULT AT YEAR END	2021 APPROVED BUDGET	2021 %CHANGE PROJECTED ACTUAL VS. PROPOSED BUDGET
61036700 PLANT OPERATION									
61036700 500100	REGULAR SALARIES AND WAGES	256,400	256,400	153,896.90	$102,503	$256,400	0%	$234,400	-9%
61036700 500107	OVERTIME PAY	3,000	3,000	799.06	$2,201	$3,000	0%	$2,500	-17%
61036700 500114	CALL BACK PAY	7,000	7,000	3,590.31	$3,410	$7,000	0%	$7,000	0%
61036700 500121	HOLIDAY PAY	1,000	1,000	496.43	$504	$1,000	0%	$1,000	0%
61036700 500205	CELLULAR PHONE ALLOWANCE	900	900	637.50	$263	$900	0%	$900	0%
61036700 500219	SOCIAL SECURITY/MEDICARE	20,000	20,000	12,267.20	$7,733	$20,000	0%	$18,300	-9%
61036700 500226	MUNICIPAL EMPLOYEES RETIREMEI	57,800	57,800	42,586.45	$15,214	$57,800	0%	$67,700	17%
61036700 500247	GROUP HEALTH/LIFE/DENTAL INS	36,800	36,800	28,088.00	$8,712	$36,800	0%	$41,300	12%
61036700 500261	WORKERS COMPENSATION INSURA	12,900	12,900	7,934.38	$4,966	$12,900	0%	$11,800	-9%
61036700 520138	LABORATORY SERVICES	50,000	61,573	19,913.17	$41,660	$61,573	0%	$50,000	-19%
61036700 520649	TRAVEL/EDUCATION & TRAINING	3,500	6,095	1,416.00	$4,679	$6,095	0%	$4,000	-34%
61036700 530000	EQUIPMENT MAINTENANCE/REPAIR	10,000	11,015	8,501.22	$2,514	$11,015	0%	$10,000	-9%
61036700 530143	MAINTENANCE-BUILDINGS/GROUND	6,000	7,852	4,650.20	$3,202	$7,852	0%	$6,000	-24%
61036700 530150	MAINTENANCE-PLANT & MACHINER	60,000	53,801	11,730.90	$42,070	$53,801	0%	$60,000	12%
61036700 540000	OPERATING SUPPLIES	70,000	75,226	28,461.40	$46,765	$75,226	0%	$70,000	-7%
61036700 540160	SUPPLIES-VEHICLES GAS/DIESEL	12,000	12,000	2,769.87	$9,230	$12,000	0%	$12,000	0%
61036700 540167	SMALL TOOLS AND EQUIPMENT	5,000	5,200	1,000.22	$4,200	$5,200	0%	$5,000	-4%
61036700 540174	UTILITIES-ELECTRICAL LIGHT/POW	200,000	200,000	139,891.65	$60,108	$200,000	0%	$200,000	0%
61036700 560361	FEES AND PERMITS	25,000	25,000	15,514.80	$9,485	$25,000	0%	$25,000	0%
61036700 560753	DUMPSTER EXPENSE	2,500	2,500	1,422.36	$1,078	$2,500	0%	$2,500	0%
61036700 570000	FIXED ASSET PURCHASES	4,000	2,000	0.00	$2,000	$2,000	0%	$0	-100%
TOTAL PLANT OPERATION		**843,800**	**858,062**	**485,568**	**372,494**	**858,062**	**0%**	**829,400**	**-3%**
TOTAL WATER AND SEWER		**$3,996,000**	**$4,152,390**	**$2,656,017**	**$1,496,222**	**$4,152,390**	**0%**	**$4,109,500**	**-1%**
CAPITAL EXPENDITURE									
61093000-570400	CAPITAL EXPENDITURES	**$430,000**	**$430,000**	**$0**	**$430,000**	**$430,000**	**0%**	$240,000	-44%
TOTAL WATER AND SEWER		**$4,426,000**	**$4,582,390**	**$2,656,017**	**$1,926,222**	**$4,582,390**	0%	**$4,349,500**	-5%
OPERATING TRANSFERS OUT									
61095000-590234	TRANSFER TO WC/GEN LIAB Fund	$300,000	300,000	160,000	140,000	$300,000	0%	$300,000	0%
61095000 590255	TRANSFER TO DEBT SERVICE	$130,000	130,000	130,000	0	$130,000	0%	$130,000	0%
61095000 590262	TRANSFER TO WS CONST FUND	$0	0	0	0	$0	0%	$0	0%
TOTAL OTHER FINANCING USES		**$430,000**	**$430,000**	**$290,000**	**$140,000**	**$430,000**	0%	$430,000	0%
TOTAL EXPENDITURES & TRANSFERS		**$4,856,000**	**$5,012,390**	**$2,946,017**	**$2,066,222**	**$5,012,390**	0%	**$4,779,500**	-5%
Ending Fund Balance	**Ending Fund Balance**	**$2,426**						**$4,380**	

City of Hammond, Louisiana
Fiscal Year 2020-2021
Water Sewer Revenue Bond 2013 Series

ACCOUNT	DESCRIPTION	2020 ORIGINAL BUDGET	2020 LAST REVISED BUDGET	3/31/2020 ACTUAL YEAR TO DATE	2020 ESTIMATED REMAINING FOR YEAR	2020 PROJECTED ACTUAL AT YEAR END	2020 %CHANGE LAST ADOPTED BUD VS. PROJECTED ACTUAL RESULT AT YEAR END	2021 APPROVED BUDGET	2021 %CHANGE PROJECTED ACTUAL VS. PROPOSED BUDGET
Beginning Fund Balance		**$221,000**	**$222,680**					**$148,000**	
Revenues									
6250100.450050	Interest Earnings	$4,500	$4,500	$1,937	$2,563	$4,500	0.00%	$3,000	-33%
***** Total Revenues *****		**$4,500**	**$4,500**	**$1,937**	**$2,563**	**$4,500**	0.00%	$3,000	-33%
Transfers In		$130,000	$130,000	$130,000	$0	$130,000	0.00%	$130,000	0%
6250900.491030	Transfer from W& S Operating F	**$130,000**	**$130,000**	**$130,000**	**$0**	**$130,000**	0.00%	**$130,000**	0%
*** Total Transfers In ***									
Expenditures									
62536000.580187	W & S Bond Principal Payments	$235,000	$237,000	$212,000	$25,000	$237,000	0.00%	$239,000	1%
62536000.580235	Interest Payments -2013	$23,553	$21,553	$15,933	$5,620	$21,553	0.00%	$14,919	-31%
62536000.580270	DEQ Admin Fees	$26,170	$26,170	$17,704	$8,466	$26,170	0.00%	$16,576	-37%
*** Total Expenditures ***		**284,723**	**284,723**	**245,637**	**39,086**	**284,723**	0.00%	**$270,495**	-5%
Transfers Out		$0	$0	$0	$0	$0	0.00%	**0**	0%
Ending Fund Balance		**$70,777**						$10,505	

City of Hammond, Louisiana
Fiscal Year 2020-2021 Budget
Insurance Fund

ACCOUNT	DESCRIPTION	2020 ORIGINAL BUDGET	2020 LAST REVISED BUDGET	3/31/2020 ACTUAL YEAR TO DATE	2020 ESTIMATED REMAINING FOR YEAR	2020 PROJECTED ACTUAL AT YEAR END	2020 %CHANGE LAST ADOPTED BUD VS. PROJECTED ACTUAL RESULT AT YEAR END	2021 APPROVED BUDGET	2021 %CHANGE PROJECTED ACTUAL VS. PROPOSED BUDGET
Beginning Fund Balance		**$295,000**	$448,034					$380,000	
Revenues									
7101501-431845	Workers Compensation Charges	$543,320	$543,320	$340,242	$203,078	$543,320	0%	$568,183	5%
7100100-450050	Interest Earnings	$10,000	$10,000	$8,136	$1,864	$10,000	0%	$10,000	0%
7101502-460325	Claims Aggregate Refunds	$60,000	$60,000	$9,280	$50,720	$60,000	0%	$30,000	-50%
7100100-460330	Claims Recovered	$10,000	$10,000	$21,841	$0	$21,841	100%	$25,000	14%
***** Total Revenues *****		**$623,320**	**$623,320**	**$379,499**	**$255,662**	**$635,161**	2%	**$633,183**	0%
Transfers In									
7100900-491045	General Fund	$800,000	$800,000	$800,000	$0	$800,000	0%	$800,000	0%
7100900-491030	Water and Sewer Fund	$300,000	$300,000	$160,000	$140,000	$300,000	0%	$300,000	0%
Total Transfers		**$1,100,000**	**$1,100,000**	**$960,000**	$140,000	**$1,100,000**	0%	**$1,100,000**	0%
Workers Comp Expenditures									
71015901-520551	Worker Comp Ins & Admin Cost	$205,000	$205,000	$171,869	$33,131	$205,000	0%	$210,000	2%
71015901-520558	Workers Comp Claims Paid	$800,000	$800,000	$352,147	$447,853	$800,000	0%	$800,000	0%
***** Total Workers Comp Exp *****		**$1,005,000**	**$1,005,000**	**$524,016**	**$480,984**	$1,005,000	0%	**$1,010,000**	0%
Property/Liability Expenditures									
71015902-520215	Legal Services	$10,000	$10,000	$0	$10,000	$10,000	0%	$10,000	0%
71015902-520565	General Liability Ins & Admin Cost	$625,000	$605,000	$492,429	$112,571	$605,000	0%	$600,000.00	-1%
71015902-520572	Liability Claims Paid (Deductible)	$375,000	$395,000	$391,121	$3,879	$395,000	0%	$400,000.00	1%
***** Total Property/Liability *****		**$1,010,000**	**$1,010,000**	**$883,550**	**$126,450**	**$1,010,000**	**0%**	**$1,010,000**	0%
***** Total Insurance Fund *****		**$2,015,000**	**$2,015,000**	**$1,407,566**	**$607,434**	**$2,015,000**	**0%**	**$2,020,000**	0%
Total									
Ending Fund Balance		$3,320						$93,183	

City of Hammond, La
Fiscal Year 2020-2021 Budget
Group Health Insurance Fund

ACCOUNT	DESCRIPTION	2020 ORIGINAL BUDGET	2020 LAST REVISED BUDGET	3/31/2020 ACTUAL YEAR TO DATE	2020 ESTIMATED REMAINING FOR YEAR	2020 PROJECTED ACTUAL AT YEAR END	2020 %CHANGE LAST ADOPTED BUD VS. PROJECTED ACTUAL RESULT AT YEAR END	2021 APPROVED BUDGET	2021 %CHANGE PROJECTED ACTUAL VS. PROPOSED BUDGET
Beginning Fund Balance		$239,614	$2,527	414000				**$20,000**	
Revenues									
7200100-450050	Interest Earnings	$2,000	$2,000	$976	$1,024	$2,000	0.00%	$2,000	0%
7200100-431850	Health Ins Charges (City)	$2,439,303	$2,439,303	$1,724,501	$714,802	$2,439,303	0.00%	$2,629,496	8%
TOTAL REVENUE		**$2,441,303**	**$2,441,303**	**$1,725,477**	**$715,826**	**$2,441,303**	**$0**	**$2,631,496**	8%
Transfers In									
7200900-491045	Transfer in - General Fund	$400,000	$500,000	$500,000	$0	$500,000	0.00%	$535,000	7%
TOTAL TRANSFER		**$400,000**	**$500,000**	**$500,000**	**$0**	**$500,000**	0.00%	**$535,000**	23%
Expenditures									
72015900-520523	Health Ins Deductible Paid	$250,000	$250,000	$225,508	$24,492	$250,000	0.00%	$300,000	20%
72015900-520525	Choice Care Card Ad	$80,000	$80,000	$57,040	$22,960	$80,000	0.00%	$80,000	0%
72015900-520530	Health Ins & Admin costs	$2,439,303	$2,439,303	$1,948,710	$490,593	$2,439,303	0.00%	$2,629,496	8%
72015900-520589	Retirees Health Ins	$140,000	$140,000	$144,035	$0	$144,035	2.88%	$150,000	4%
Total Expenditures		**$2,909,303**	**$2,909,303**	**$2,375,293**	**$534,010**	**$2,913,338**	0.14%	**$3,159,496**	8%
Ending Fund Balance		**$171,614**						**$27,000**	

City of Hammond, Louisiana
Fiscal Year 2020-2021 Budget
Court Witness Fee Fund

ACCOUNT	DESCRIPTION	2020 ORIGINAL BUDGET	2020 LAST REVISED BUDGET	3/31/2020 ACTUAL YEAR TO DATE	2020 ESTIMATED REMAINING FOR YEAR	2020 PROJECTED ACTUAL AT YEAR END	2020 %CHANGE LAST ADOPTED BUD VS. PROJECTED ACTUAL RESULT AT YEAR END	2021 APPROVED BUDGET	2021 %CHANGE PROJECTED ACTUAL VS. PROPOSED BUDGET
Beginning Fund Balance		$9,700	$17,611	$0				**$25,000**	
Revenues									
8032000-431050	Court Fees	$17,000	$17,000	$16,987	$13	$17,000	0%	$20,000	18%
8030100-450050	Interest Earnings	$100	$100	$133	$0	$133	33%	$200	50%
***** Total Revenues *****		**$17,100**	**$17,100**	**$17,120**	**$13**	**$17,133**	0%	**$20,200**	18%
Transfers In									
8030900-491045	Transfer in - General Fund	$15,000	$15,000	$15,000	$0	$15,000	0%	$15,000	0%
TOTAL TRANSFER		**$15,000**	**$15,000**	**$15,000**	**$0**	**$15,000**	0%	**$15,000**	0%
Expenditures									
80320000-500128	Court Witness Pay	$30,000	$27,000	$8,047	$18,953	$27,000	0%	$25,000	-7%
80320000-500129	Court Witness Pay SLU	$5,000	$8,000	$6,960	$1,040	$8,000	0%	$10,000	25%
80320000-500219	Social Security/Medicare	$1,000	$1,000	$115	$885	$1,000	0%	$1,000	0%
80320000-500247	Group/Life/Dental Insuranc	$4,000	$4,000	$981	$3,019	$4,000	0%	$4,000	0%
80320000-500261	Workers Compensation Ins	$500	$500	$0	$500	$500	0%	$500	0%
***** Total Expenditures *****		**$40,500**	**$40,500**	**$16,104**	**$24,396**	**$40,500**	**0%**	**$40,500**	0%
Transfers Out									
80395000-590297	Transfer to Law Enforcement Gnt								
***** Total Transfers Out *****		**$0**	**$0**	**$0**		**$0**	**0%**	**$0**	
Ending Fund Balance		$1,300						**$19,700**	

City of Hammond, Louisiana
Fiscal Year 2020-2021
Capital Requests

Funding	Category	Dept	Description	2021 REQUESTED	2021 PROPOSED	2021 APPROVED
	Fire Millage					
Fire Milleage	Small Tools	Fire	Small Tools and Equipment	$75,000	$75,000	$75,000
Fire Milleage	Fixed Assets	Fire	Ladder Truck/Training Facility	1,200,000	$1,200,000	$1,200,000
Fire Milleage	Building Improvements	Fire	Building Improvements	$120,000	$120,000	$120,000
Fire Milleage	Grant Match	Fire	Grant Match	$50,000	$50,000	$50,000
	**** Total Fire Millage ****			**$1,445,000**	**$1,445,000**	**$1,445,000**
	Police Millage					
Police Millage	Small Tools	Police	Small Tools and Equipment	$20,000	$20,000	$20,000
Police Millage	Vehicles	Police	Police Cars	$480,000	$480,000	$480,000
Police Milleage	**** Total Police Millage ****			**$500,000**	**$500,000**	**$500,000**
	General Administration					
Sales Tax	Building Improvements	G. Admin	Demolition-Morrison Alley	$50,000	$50,000	$50,000
Sales Tax	Building Improvements	G. Admin	Generator-City Hall	$80,000	$80,000	$80,000
				$130,000	**$130,000**	**$130,000**
	Street Departments					
Sales Tax	Equipment	Street	Excavator	$60,000	$60,000	$60,000
	***** Total Street Department**			**$60,000**	**$60,000**	**$60,000**
Sales Tax	**Garage**					
Sales Tax	Building Improvements	Garage	Maintenance Building Addition Project 1	$113,500	$113,500	$0
	Building Improvements	Garage	Maintenance Building Project 2	$53,000	$53,000	$53,000
				$166,500	$166,500	**$53,000**
	Airport Departments					
Sales Tax	Equipment	Airport	Tractor	$133,000	$70,000	$70,000
				$133,000	**$70,000**	**$70,000**
	Recreation Department					
Sales Tax	Kenny Center	Recreation	Generator	$140,000	$140,000	$100,000
Sales Tax	Zemurray Park/ Kenny Center	Recreation	Starwood-West coleman	$38,000	$38,000	$0
	***** Total Recreation *****			**$178,000**	**$178,000**	**$100,000**
	Water and Sewer Fund					
	Water and Sewer Department					
Water & Sewer	Vehicles	Water & Sewer	2 Trucks	$50,000	$50,000	$50,000
	***** Total Water & Sewer *****			**$50,000**	**$50,000**	**$50,000**

CITY OF HAMMOND
FIVE-YEAR CAPITAL IMPROVEMENTS PLAN
FY 2020-2021
through FY 2024-2025

I. WATER/SEWER PROJECTS **

PROJECT	Appropriation by Fiscal Year (in $1,000)					
I. Water/Sewer Projects		2020-21**	2021-22	2022-23	2023-24	2024-25
A. Lift Station Upgrades						
(1) Lawrence Dr./Blackburn (PS#35)		**$ 100**				
(2) Lincoln Park (PS #38)		**140**				
(3) Whitmar (PS #21)		**150**				
(4) Woodbridge (PS #22)			150			
(5) Elmwood Loop Lift Sta (PS #45)			150			
(6) Woodscale (PS#18)			140			
B. Emerg. Electr. Generators						
(1) Water Well - 190E		-				
C. LS Grinders						
(1) Phoenix Sq. Lift Sta (PS#8)						
(2) Magazine Lift Sta (PS#3)		-			110	
D. South Plant Improvements #						
E. Wetlands Assim. Distribution Site						
(1) Repairs to Effluent Diffusers		-	90			
F. Sewer Rehabilitation						
(1) SSES - Iowa Addition + Univ. Place Subd.		**$ -**	$ -	$ -	$ -	$ -
(2) SSES - location(s) tbd		**50**	100	250		
(3) Cured-in-place Pipe Rehab - (1) above		-				
(4) Cured-in-place Pipe Rehab - tbd		**150**	250	500	500	500
G. Sewer/Water Improvements						
(1) N. Oak Street Sewer (vic. Whitmar)		-	75			
(2) Emergency & Miscellaneous Repairs		-	50	50	50	50
Total Water/Sewer Projects:**		**$ 590**	$ 1,005	$ 800	$ 660	$ 550

** Funded from Water/Sewer Surplus ($590,000)

II. SIDEWALK IMPROVEMENTS ***

PROJECT	Appropriation by Fiscal Year (in $1,000)					
II. Sidewalk Improvements		2020-21***	2021-22	2022-23	2023-24	2024-25
1. E. Coleman (Chestnut-Range)		**$ 120**				
2. Rogers-Moore Parkway		**-**		136		
3. Palmetto (Mooney - S. Morrison Blvd.)				78		
4. N. Cherry (E. Michigan - Univ.)			230			
5. M. C. Moore (Apple - E. Church)				156		
6. Miscellaneous Sidewalks - *in house*		**10**	10	50	50	50
7. Old Covington HWY (Cypress - Cov. Ridge)						
Phase II (Chestnut to Range)		**52**				
Phase III (Range to Cov. Ridge Subd.)			124			
Phase IV (SWRR - CN Xing)				150		
8. S. Chestnut						
Phase I (Old Cov. Hwy. to Iowa)		**112**				
Phase II (Iowa to E. Morris)			88			
9. Ford Dr. (Pecan to Ellis)			46			
10. Western Ave. (Martens to Pecan)			56			
11. W. Morris (US 190W) - Linden - Mooney				111		
12. Mooney (Coleman to W. Morris)				53		
13. S. Cypress (100 block) - w/pavers+				125		
14. S. Cypress (200 block) - w/pavers+					125	
Total Sidewalk Improvements:		**$ 294**	$ 554	$ 859	$ 175	$ 50

* *For reference only*

*** Adopted in conjunction with Consolidated Budget for FY 2020-21

\+ Total cost for both sides 1 block est. $220,000; appropriation shown anticipates equal match from DDD

CITY OF HAMMOND
FIVE-YEAR CAPITAL IMPROVEMENTS PLAN
FY 2020-2021
through FY 2024-2025

III. DRAINAGE IMPROVEMENTS ***

PROJECT	Appropriation by Fiscal Year (in $1,000)					
III. Drainage Improvements		2020-21***	2021-22	2022-23	2023-24	2024-25
1. S. Cypress (Morris to Merry)		**$ 230**				
2. Corbin (Natchez-Mooney)				94		
3. N. Cherry		-				
a. Robinson to E. Colorado		**120**				
b. E. Colorado to Univ. - for sidewalks			216			
4. Harrell/Cade (Reed-Natchez)		-	70			
5. Vineyard Rd/Oak Cr./Oak Ridge Drainage				204	130	
6. Rogers-Moore (cover ditches)				220		
7. S. Cherry (100 block)		**15**				
8. W. Charles (300 block)/Octavia entrance		**30**				
9. Timberlane (north end)			68			
10. S. Olive (Illinois-Merry)					80	
11. Blackburn Extension					124	
12. Edwards Place to Silman			50			
13. M. C. Moore Road (for widening)					448	
14. Old Covington Highway - for sidewalks						
Phase II (Chestnut to Range)		**40**				
Phase III (Range to Cov. Ridge Subd.)			198			
15. S. Chestnut - for sidewalks						
Phase I (Old Cov. Hwy. to Iowa)		**35**				
Phase II (Iowa to E. Morris)			141			
16. Western Ave. (Martens to Pecan) - for SW			64			
17. W. Church (Arnolds Cr. - Maple)				120	120	
18. Mooney (Florida - Mississippi)			160			
19. Edwin Neill (Linden to Mooney)				120		
20. Ruth-Mitchell-Pine Dr.				104	128	
21. Woodbridge north outfall				75		
22. Miscellaneous Drainage Improvements			20	20	20	
23. Flood Study-council approval		**100**				
Total Drainage Improvements:		**$ 570**	$ 987	$ 957	$ 1,050	$ -

*** Adopted in conjunction with Consolidated Budget for FY 2020-21

IV. BRIDGE PROJECTS ***

PROJECT	Appropriation by Fiscal Year (in $1,000)					
IV. Bridge Projects		2020-21***	2021-22	2022-23	2023-24	2024-25
1. Judge Leon Ford Dr Bridge		**$ -**	$ -	$ -	$ -	$ -
2. Pedestrian Br. - Florida Street		**110**	-			
3. Pedestrian Br. - Xing L-6 (N. Cherry)			120			
4. Pedestrian Br.- Xing Ponchy Cr. (N. Cherry)			180			
5. Miscellaneous Repairs		**-**	50	50	50	50
Total Bridge Projects:		**$ 110**	$ 350	$ 50	$ 50	$ 50

*** Adopted in conjunction with Consolidated Budget for FY 2020-21

V. Park Improvements ***

PROJECT	Appropriation by Fiscal Year (in $1,000)					
V. **Park Improvements**		2020-21***	2021-22	2022-23	2023-24	2024-25
A. CATE SQUARE		-	25	25	50	50
1. Playground improvements (synthetic turf etc)						
B. ZEMURRAY PARK						
1. Pool Parking Lot						
2. Miscellaneous relocations/upgrades		**25**				
3. Master Plan Implementation			500	500	1,000	1,000
C. MOONEY AVE. PARK		-		25	25	25
1. Pave parking lot			50			
2. Upgrade Splash Park		**75**				
3. Restroom Building		**110**				
4. New covered basketball court			-			
5. Perimeter walking trail (1.200' x 6'W)			85			
6. Misc. Playground/park equipment		**78**	-	125		
D. CLARK PARK		**25**	25	25	25	25
E. MARTIN LUTHER KING PARK		**25**		50	25	25
1. Pave pkg lot (48 spaces) - splash park						
2. Pave pkg lot (32 spaces) - basketball						
3. Perimeter walking trail (1.700' x 6'W)			98			
4. New picnic pavillion (25x100)			125			
F. JACKSON PARK		**35**	25	25	25	25
Total Park Improvements:		**$ 373**	$ 933	$ 775	$ 1,150	$ 1,150

* *For reference only*

*** Adopted in conjunction with Consolidated Budget for FY 2020-21

VI. STREET IMPROVEMENTS

PROJECT		Appropriation by Fiscal Year (in $1,000)				
VI. **Street Improvements**		2020-21***	2021-22	2022-23	2023-24	2024-25
A. ASPHALT STREET IMPR.		***ASPHALT STREET WORK PERFORMED BY TPG***				
1. S. Holly Street (E. Park - cemetery)						
2. University Subdivision						
3. Professional Plaza						
4. Hammond Square Ring Road						
5. Phoenix Square						
6. Western Avenue						
7. N. Linden (400 block)						
8. Robin						
9. Garrett (e. of J. W. Davis)						
10. Wilbert Dangerfield Drive						
11. Flora Park Subd.						
12. Villa West Subd. (east/west streets)						
13. C. M. Fagan Drive [Minn. Pk - S. Morr.]						
14. Minnesota Park [CNRR - C. M. Fagan Dr.]						
15. Rogers-Moore Parkway						
16. Lincoln Park						
17. Lakewood Subd.						
18. Pelican Professional Park						
19. Woodbridge Subd.						
20. Nashville/Martens Drive/Lafitte						
21. Varnado						
B. CONCRETE STREET REPAIRS		**-**	150	150	150	150
1. Brandi Lane Phase 1 & Phase 2		**130**				
2. S. Wilson/S. General Pershing			-		260	
C. MISC. PAVING PROJECTS						
1. SWRR Parking Mall (300 block)						
2. M. C. Moore Widening (pavement only)						246
3. Natchez St. Extension [W. Thomas-C.M. Fagan]			800	900	-	-
Total Street Improvements:		**$ 130**	$ 950	$ 1,050	$ 410	$ 396

* *For reference only*

*** Adopted in conjunction with Consolidated Budget for FY 2020-21

CITY OF HAMMOND
FIVE-YEAR CAPITAL IMPROVEMENTS PLAN
FY 2020-2021
through FY 2024-2025

TABLE A - Current Fiscal Year (FY 2020-21)
Capital Improvements Funding Source

CATEGORY	TOTAL FY20-21 FUNDING	WATER & SEWER FUNDS**	LaDEQ SRF Funds #	420 Funds [Video Bingo] Funds]	420 Funds [Sales Tax Surplus]	Project 12003	
I. Water/Sewer Projects **	$ 590,000	$ 240,000	$ -	$ -	$ 250,000	$ 100,000	
II. Sidewalk Improvements ***	294,000	-	-	-	294,000	-	
III. Drainage Improvements ***	570,000	-	-	470,000	100,000	-	
IV. Bridge Projects ***	110,000	-	-	50,000	60,000		
V. Park Improvements ***	373,000	-	-	-	373,000		
VI. Street Improvements ***	130,000	-	-	130,000			
TOTAL FY 2020 - 2021:	$ 2,067,000	$ 240,000	$ -	$ 650,000	$ 1,077,000	$ 100,000	

** Funded from Water/Sewer Surplus
*** Adopted in conjunction with Consolidated Budget for FY 2020-21

TABLE B - Capital Improvements Project / Cost Summary +

	Appropriation by Fiscal Year (in $1,000)				
Category	**2020-21*** **	2021-22	2022-23	2023-24	2024-25
I. Water/Sewer Projects **	$ 590	$ 1,005	$ 800	$ 660	$ 550
II. Sidewalk Improvements ***	294	554	859	175	50
III. Drainage Improvements ***	570	987	957	1,050	-
IV. Bridge Projects ***	110	350	50	50	50
V. Park Improvements ***	373	933	775	1,150	1,150
VI. Street Improvements ***	130	950	1,050	410	396
Total Capital Improvements+:	**$ 2,067**	$ 4,779	$ 4,491	$ 3,495	$ 2,196

** Funded from Water/Sewer Surplus
*** Adopted in conjunction with Consolidated Budget for FY 2020-21

"+" Total FY 2020-2025 Capital Projects Backlog = $ 17,028,000 *Note (1)*

Last fiscal year's total Capital Projects Backlog = $ 24,058,000

Note (1): Includes $2,330,000 for Sewer System Rehabilitation - I & I Repairs plus $3,175,000 for Zemurray Park Master Plan implementation
NO ASPHALT STREETS are included in $ inventory of needs